





PI Coresight™

The Fastest, Easiest Way to Visualize PI System Data


VISUALIZE




FIND



ANALYZE



**ANYTIME,
ANYWHERE**



SECURE




INVESTIGATE



INSIGHT



TRANSFORM




AUTOMATIC




COLLABORATE




EASY-TO-USE



**RAPID
DEPLOYMENT**



PI CORESIGHT



Visualize Your PI System Data Like Never Before

PI Coresight is a web-based application that delivers fast, easy, and secure access to all your PI System data. You can analyze data in multiple ways to gain new insights. And with intuitive, self-configuring display objects, you spend time analyzing data and sharing insights — not building displays.



Intuitive search - Search bar with 'fuel' entered.

Comprehensive search results - List of search results on the left sidebar.

Results auto-filter based on user permissions - Filtered search results.

Save favorite analyses as you go - 'Cart' section with saved items like 'Boiler - Philly'.

Reuse favorite analyses when building new displays - 'fault incident' item in the cart.

Equipment Operation - Main dashboard title.

Work is automatically & continuously saved - Annotation pointing to the top right of the dashboard.

Many ways to view data - Annotations pointing to various data visualizations:

- Fan-100|Blades**: Value 27.08
- Pump-009|Manufa**: Fluid Mechanical
- Pump-009|Motor Amps**: Value 25.187
- Fan-100|Motor Am**: Value 27.08
- Pump-932|Motor Amps**: Value 36.711

Tables self-populate with common statistics & mini-trends - Table with columns: Path, Name, Description, Value, Units, Trend, Average, Minimum, Maximum, StdDev, Range, pStdDev.

Add new data with drag & drop - Annotation pointing to the chart area.

Scroll through time by sliding the mouse - Annotation pointing to the time axis at the bottom.

Easily manage time range for the entire display - Annotation pointing to time range buttons (1h, 8h, 1d, 1w, 3m).

Turn real-time updates on or off - Annotation pointing to the 'Now' button.

PI Coresight is an intuitive, web-based tool that helps you quickly and easily analyze data enterprise-wide. It provides secure access to PI System data while giving you new and flexible ways to interact with your data. PI Coresight includes integrated searching, intuitive controls, a streamlined user interface, and powerful visualization tools. With PI Coresight you can easily discover answers and share your insights with others.

Bringing new and complementary capabilities to the PI System, PI Coresight provides ad hoc analysis, investigation, and discovery capabilities so you can gain core insights and make smart decisions.

For more information please visit www.PICoresight.com.

About OSIsoft

OSIsoft (www.osisoft.com) delivers the PI System, the industry standard in enterprise infrastructure, for management of real-time data and events. With installations in 110 countries spanning the globe, the OSIsoft PI System is used in manufacturing, energy, utilities, life sciences, data centers, facilities, and the process industries. This global installed base relies upon the OSIsoft PI System to safeguard data and deliver enterprise-wide visibility into operational, manufacturing and business data. The PI System enables users to manage assets, mitigate risks, comply with regulations, improve processes, drive innovation, make business decisions in real-time, and to identify competitive business and market opportunities. Founded in 1980, OSIsoft, LLC is headquartered in San Leandro, CA, with operations worldwide and is privately held.