




OSIsoft®
**REGIONAL
SEMINARS** 2012
The **Power** of **Data**

WELCOME !



Presented by **Brett Krantz**



Agenda

Day 1 – Seminar Day		
Time	Speaker	Title
08:00AM – 09:00AM	Registration/Continental Breakfast/Product Pods	Registration, Continental Breakfast and Product Pods
09:00AM – 09:10AM	Brett Krantz	Welcome/Introductions/Agenda Review/Logistics
09:10AM – 09:15AM	Pat Kennedy – Video message	Video message from Pat Kennedy
09:15AM – 09:45AM	Ted Gorrie	The Power of Data
09:45AM – 10:30AM	Alton Loe	Infrastructure for Streaming Data and Events: The PI System
10:30AM – 11:00AM	RockTenn - Jermaine Heyward	From Zero to PI
11:00AM – 11:15AM	Break / Product Pods	Break
11:15AM – 11:45AM	Matt Ziegler	PI System Roadmap – Evolving the PI System
11:45AM – 12:15PM	Georgia Institute of Technology – Vaibhav Arghode	Contribution of OSIsoft's PI System to the Research in the CEETHERM Data Center Laboratory
12:15PM – 01:15PM	Lunch / Product Pods	Lunch

Agenda

Change >>>

Day 1 – Seminar Day		
Time	Speaker	Title
01:15PM – 02:00PM	Mike Wood	Find Opportunities, Gain Insights, Generate Value – what you can do with access to PI System data
02:00PM – 02:30PM	Curt Hertler	Operational Insight: Using Self-Service Technologies to Do More with the PI System
02:30PM – 03:00PM	RockTenn – Jeff Windham	RockTenn's EA: The Next Generation
03:00PM – 03:15PM	Break / Product Pods	Break
03:15PM – 04:00PM	Josh Bivins	Recommended Architectures and Best Practices
04:00PM – 04:15PM	Brett Krantz	Wrap-up / Seminar Conclusion
04:15PM – 08:00PM	Networking Reception / Product Pods	Networking Reception / Product Pods

- Product Pods
 - Open during Breaks, Lunch, and Networking Reception
- Please silence your cell phones
- Networking Reception
- Feedback forms

Training

8:00 AM – Noon

- **PI AF**
- **PI Notifications**
- **PI Coresight**
- **Preparing for Upgrading to PI System 2012**

1:00 PM – 5:00 PM

Using Microsoft PowerPivot and Power View with the PI System

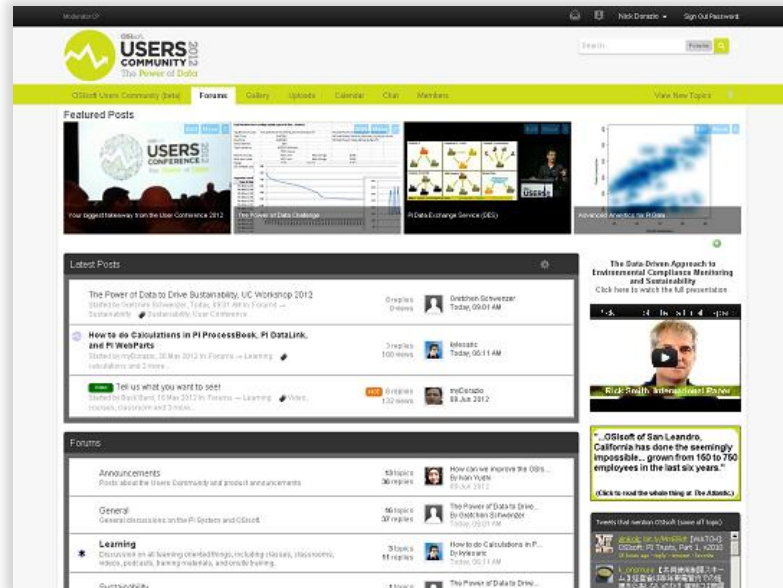
- OSIssoft Employee Introductions
- Questions – use microphone so that everyone in the room can hear the questions.

New Offerings at OSIsoft

The New OSIsoft Users Community

Continue the Conversations...

<http://community.osisoft.com>



...that you started at our seminars and conferences

- It is a **Forum** where:
 - Customers, partners, and employees share ideas and opinions;
 - You can talk directly to our designers and decision makers.
- It is an **Open Community**:
 - No login required for viewing content;
 - To post, register directly or
 - Use Facebook, Twitter, Windows Live, or Google accounts

OSIsoft Partner Solution Showcase

- A website where you can find software solutions from OSIsoft partners with specific industry and domain expertise



<http://partners.osisoft.com>

pss@osisoft.com

The screenshot shows the "Refine Search" section on the left, which includes filters for "Implementation Time", "Industry", "Region", and "Solution Area". The "Solution Area" filter is expanded, showing a list of categories such as "AMI and Related (2)", "Asset Management (8)", "Asset Model Integration Tools (5)", "Data Center Information Management (DCIM) (1)", "Data Concentrators (2)", "Energy Management (7)", "Environmental Compliance (1)", "Event/Batch Analysis (2)", "Industry Normalized Characterization (5)", "Manufacturing Execution Systems (6)", "Mobile (6)", "PI System Utilities (4)", "Process Characterization and Analytics (13)", "Process Control/Optimization (10)", "Production Accounting and Management (6)", "Remote, hosted or cloud deployments (4)", "Security (2)", and "Visualization (10)".


The main content area displays "23 Results" and "Page 1 of 3". The first result is "Visual KPI" by Transpara, dated March 27, 2012, with a 5-star rating (15 reviews). The description states: "Visual KPI delivers OSIsoft® PI System® data and alerts to any mobile device, tablet or web browser. Visualize PI System and PI Asset Framework™ (PI AF) data including KPIs, trends, alerts, geo-location and more on iPhone/iPad, Android, BlackBerry, Windows Phone, PC/Mac, etc. Free trial available!".

The second result is "TopView" by EXELE Information Systems, Inc., dated March 27, 2012, with a 5-star rating (5 reviews). The description states: "Alarm Management, Reporting, Analytics, Notification, and Remote Monitoring Software".

The third result is "EXELE PI DAS CEMS Reporting" by EXELE Information Systems, Inc., dated March 27, 2012, with a 5-star rating (3 reviews). The description states: "PI System® based environmental compliance reporting for 40CFR Part 60, Title V and related compliance tracking and reporting requirements of Continuous Emission Monitoring".

The fourth result is "RtDuet" by RTech Software Inc., dated March 27, 2012, with a 5-star rating (2 reviews). The description states: "RtDuet automatically detects downtime and slowdown events in industrial plants. These events are either auto-classified or presented to the operators for classification and validation using the client's Time Usage Model and Reason Tree. The classified events are used to calculate Key Performance Indicators like Availability, Utilization and OEE."

Diamond Sponsor



Microsoft



THANK YOU

Brought to you by  **OSIsoft.**