




Microsoft®
SQL Server® 2012
Self-Service Business Intelligence

Ross LoForte
Technology Architect
Microsoft Corporation

The Way People Experience Data



MANAGED SELF-SERVICE BI

END USER-CREATED, IT MANAGED



Transform end user-created applications in PowerPivot into corporate-grade solutions

BENEFITS

Import end user-created PowerPivot models into Analysis Services

Sanction applications for broad use

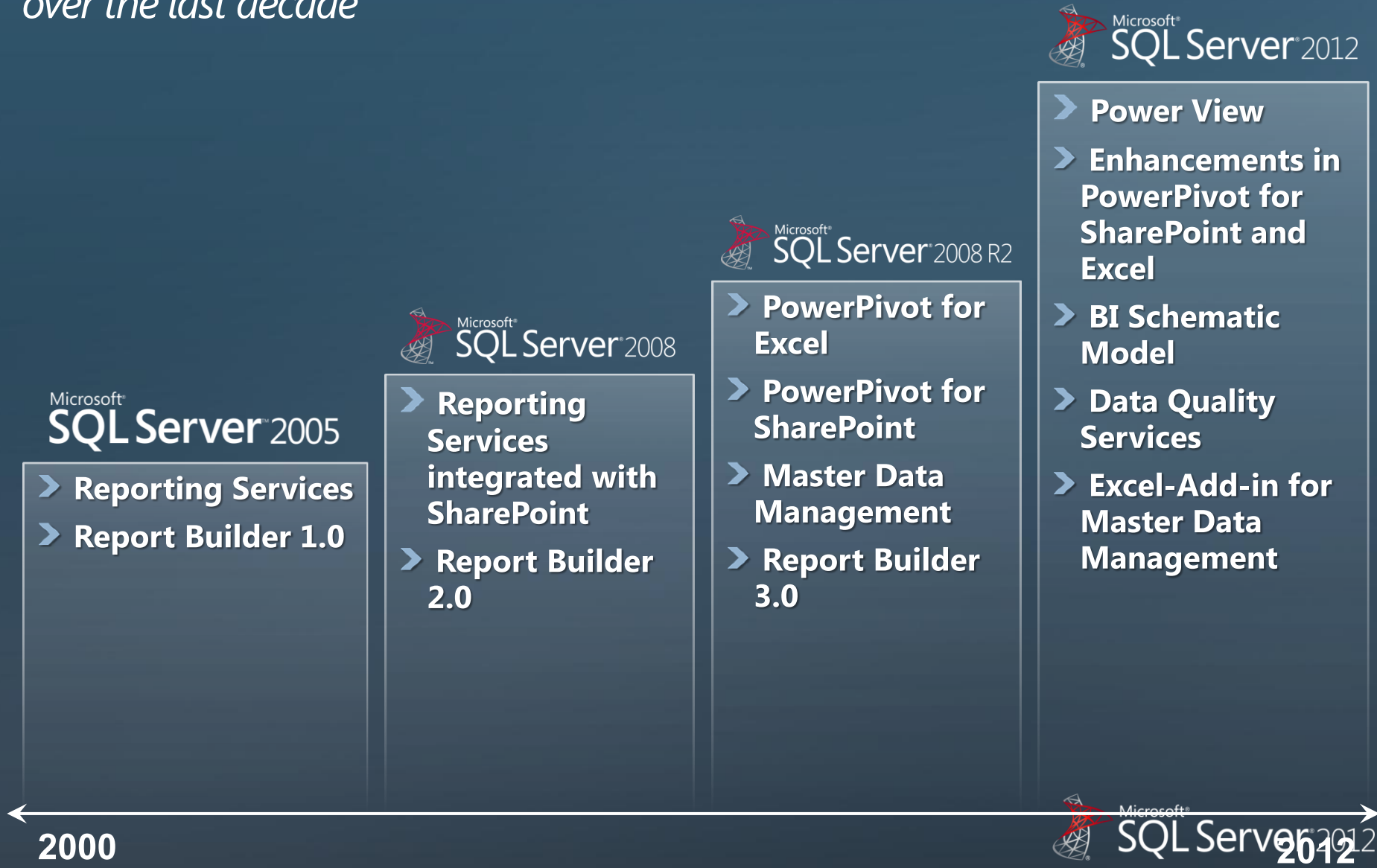
Publish for use as a corporate-grade solution

From **individual**
or small group usage
to **organization-wide**
availability



Microsoft SQL Server BI Evolution

Increased BI functionality and enterprise-level performance over the last decade



Seamless Transition Across BI Spectrum

Personal BI

Empowered

My Context

BI solution created by user. Context is only for user & exists as document.



PowerPivot For Excel

Team BI

Our Context

BI Solution created by power user. Context is for a small team & it's managed on a server.



PowerPivot For SharePoint

Organizational BI

Aligned

The Org's Context

BI Solution created by IT, Established corporate context & is reusable, scalable and backed up.



Analysis Services

PowerPivot

Powerful in-memory data mashup and data exploration tool providing analytical performance to process billions of rows.

PowerPivot for Excel



Microsoft®
Excel 2010

PowerPivot for SharePoint



Microsoft®
SharePoint 2010

Microsoft®
SQL Server 2012



Microsoft®
SQL Server 2012



Power View



Highly Visual Design Experience

- Interactive, web-based authoring and sharing of information
- Familiar Microsoft Office design patterns
- Powerful data layout with banding, callout, and small multiples visualizations

Rich metadata-driven interactivity

- Fully integrated with PowerPivot
- Drive greater insight through smart and powerful querying
- Zero configuration highlighting and filtering
- Animated trending and comparisons

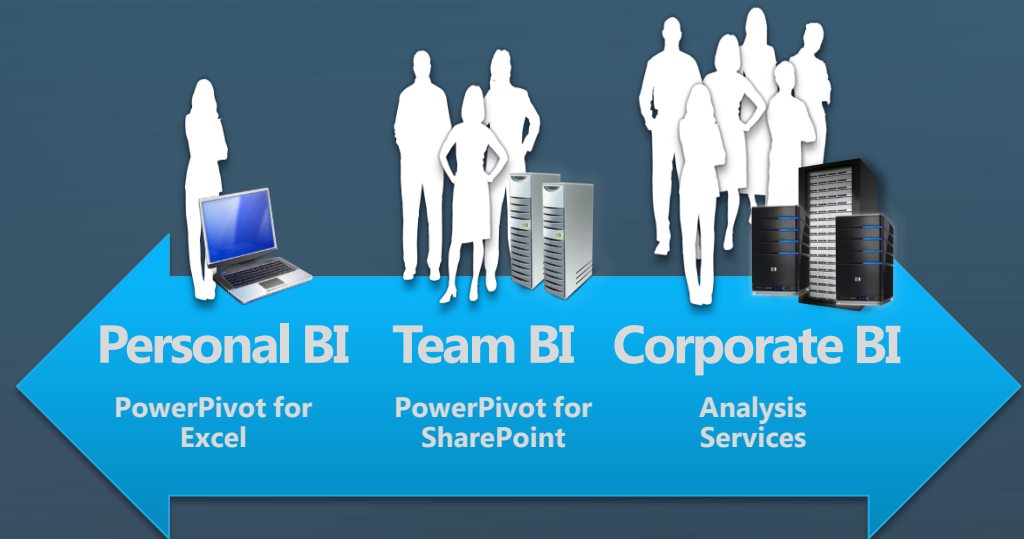
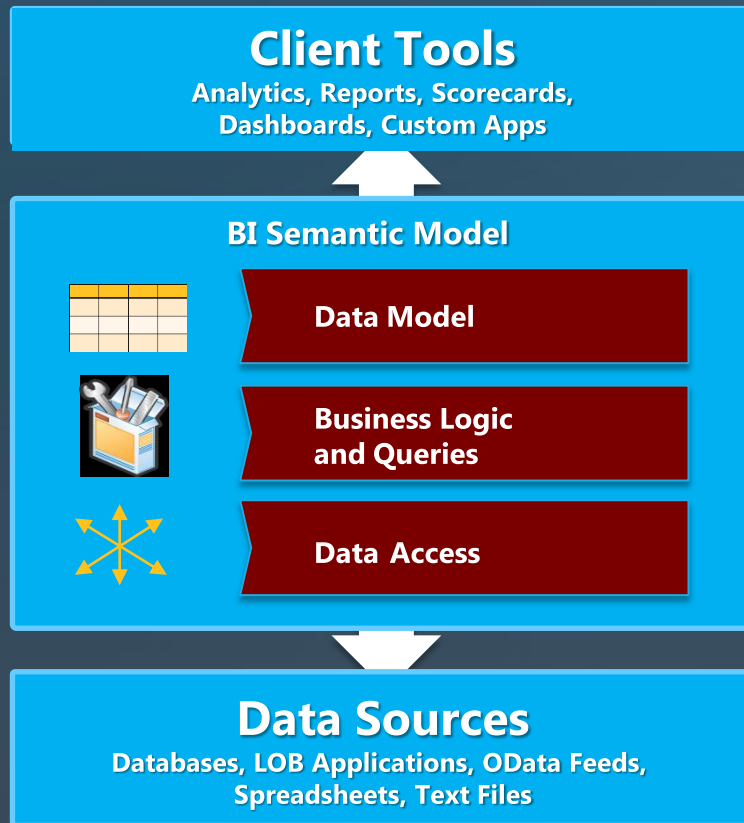


Presentation-ready at all times

- Presentation and story board turn pervasive information into persuasive information
- Deliver and collaborate through SharePoint
- Interactive PowerPoint runtime

BI Semantic Model

One Model for All End User Experiences



Office 2013 for BI



Power View in Excel 2013

- As Power View in SharePoint 2013
- Interactive data exploration, visualization, and presentation
- Interactive tables, matrices, maps, and a variety of charts

PowerPivot in Excel 2013

- The PowerPivot Add-In ships as an Excel feature
- Fully integrated engine, Data Model and Field List of Excel



Demo

Windows 8 Tablet Tile for Business Intelligence