



OSIsoft®
REGIONAL
SEMINARS 2013
The **Power** of **Data**




Welcome!

Presented by
Eric Benson

First things first....

- Thank you Microsoft

Special Thanks to our Host, Sponsor and Partner



Microsoft

- And Thank **YOU** for attending the seminar today and for your continued support!



We make things work for you.



(Back to) First things first....

- OSIssoft Team introductions
- Breaks/Lunch
- Restrooms/Emergency Exits
- Please silence your cell phones
- Agenda Review

Agenda

Day 1 – Seminar (AM)		
Time	Speaker	Title
09:00AM – 10:00AM	Registration/Continental Breakfast/Product Pods	Registration, Continental Breakfast and Product Pods
10:00AM – 10:10AM	OSIsoft – Eric Benson	Welcome/Introductions/Agenda Review/Logistics
10:10AM – 10:15AM	Pat Kennedy – Video message	Video message from Pat Kennedy
10:15AM – 10:45AM	OSIsoft – Ted Gorrie	The Power of Data
10:45AM – 11:30AM	OSIsoft – Michael Moore	Overview of the PI System and Product Roadmap
11:30AM – 11:45AM	Break / Product Pods	Break
11:45AM – 12:15PM	Corning – John Dolewa	The PI System in a Discrete Manufacturing Setting
12:15PM – 12:45PM	OSIsoft – Stuart Collins	Find Opportunities, Gain Insights, Generate Value – what you can do with access to PI System data
12:45PM – 01:45PM	Lunch / Product Pods	Lunch

Agenda

Day 1 – Seminar (PM)		
Time	Speaker	Title
01:45PM – 02:30PM	OSIsoft – Megan Vining	Recommended Architectures and Best Practices for the PI System
02:30PM – 03:00PM	Abdo Saad – Consolidated Edison; OSIsoft - Bryan Owen	PI System Access Evolution
03:00PM – 03:30PM	OSIsoft – Curt Hertler	Operational Insight: Using Self-Service Technologies to Do More with the PI System
03:30PM – 04:00PM	Break / Product Pods	Break
04:00PM – 04:30PM	Marie-Pierre Belanger – Energy Metrics, Gregor Vilknér - Skanska	Integrated Facility Management Utilizing the PI System, SharePoint and Building Information Modeling (BIM)
04:30PM – 04:45PM	OSIsoft – Eric Benson	Wrap-up / Seminar Conclusion
05:00PM – 08:00PM	Networking Reception	All Seminar Attendees Invited

Couple more things...

- Product Pods
 - Open during Breaks and Lunch

Networking Reception tonight

- Hilton New York
(across the street)



PI Training tomorrow

8:00 AM – Noon

- PI AF
- PI Notifications

1:00 PM – 5:00 PM

- PI Coresight
- Using Microsoft PowerPivot and Power View with the PI System

Feedback Form



OSIsoft.

**REGIONAL
SEMINARS** 2013

The **Power**
of **Data**

REGIONAL SEMINAR SURVEY

1. Please indicate the value of the presentations on a scale of 1 to 5
(1 = Low Value; 5 = High Value):

Presentation	Low Value ←—————→ High Value				
Keynote Talk - The Power of Data	1	2	3	4	5
Infrastructure for Streaming Data and Events: The PI System - OSIsoft	1	2	3	4	5

Door Prizes



Door Prizes



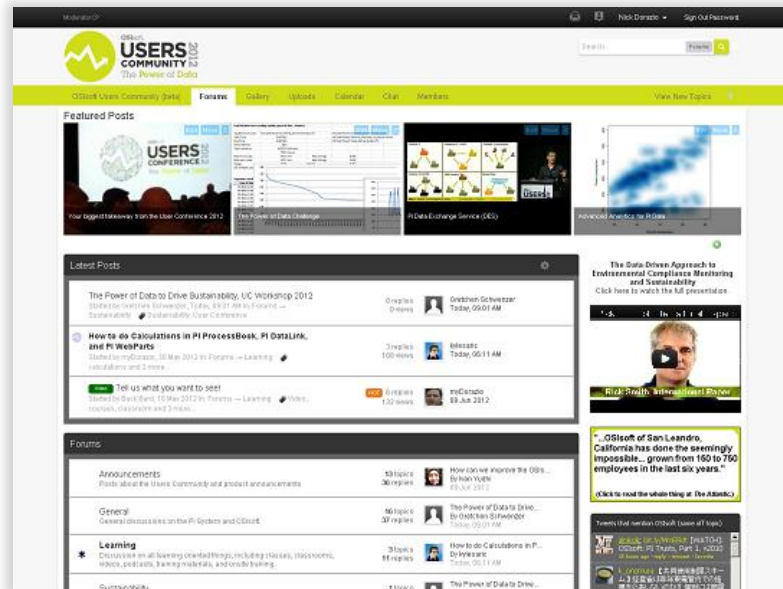


New Offerings at OSIssoft

The New OSIsoft Users Community

Continue the Conversations...

<http://community.osisoft.com>



...that you started at our seminars and conferences

- It is a **Forum** where:
 - Customers, partners, and employees share ideas and opinions;
 - You can talk directly to our designers and decision makers.
- It is an **Open Community**:
 - No login required for viewing content;
 - To post, register directly or
 - Use Facebook, Twitter, Windows Live, or Google accounts

Featured Posts

What steps in an ISO 50001 project can be done with PI System products?

In Gopal's blog.

Pictures from Geek Night at vCampus Live!

Stupid PI ProcessBook Tricks Competition Heats Up

New YouTube videos on Exception and Compression

OSIsoft Cloud developers on Microsoft's Channel 9

Draw an OSIsoft Logo with a PI ProcessBook Trend

How to do a simple cross-correlation in PI DataLink

	A	B	C	D	E	F
1						
2		Coefficient of Correlation:			0.91238	
3						
4		BA:CONC.1			BA:TEMP.1	
5		11/13/2012 7:00			11/13/2012 6:54	
6		11/14/2012 7:00			11/14/2012 6:54	
7		10m			10m	
8						
9		13-Nov-12 07:00:00	13.90796		13-Nov-12 06:54:00	5.012525
10		13-Nov-12 07:10:00	13.66128		13-Nov-12 07:04:00	4.924555
11		13-Nov-12 07:20:00	13.41459		13-Nov-12 07:14:00	4.836585
12		13-Nov-12 07:30:00	13.16791		13-Nov-12 07:24:00	4.748615
13		13-Nov-12 07:40:00	13.92123		13-Nov-12 07:34:00	4.660645
14		13-Nov-12 07:50:00	13.67455		13-Nov-12 07:44:00	4.572675
15		13-Nov-12 08:00:00	12.92787		13-Nov-12 07:54:00	4.484705
16		13-Nov-12 08:10:00	12.18118		13-Nov-12 08:04:00	4.396735
17		13-Nov-12 08:20:00	11.9345		13-Nov-12 08:14:00	4.308765

HBR says what you do with Big Data is really cool.

Why would a ProcessBook trend look like this?

Are you at a regional seminar? Use this post as a virtual message board.

The product roadmap for data exchange with SAP.

How data loss events are handled

OSIsoft Partner Solution Showcase

- A website where you can find software solutions from OSIsoft partners with specific industry and domain expertise



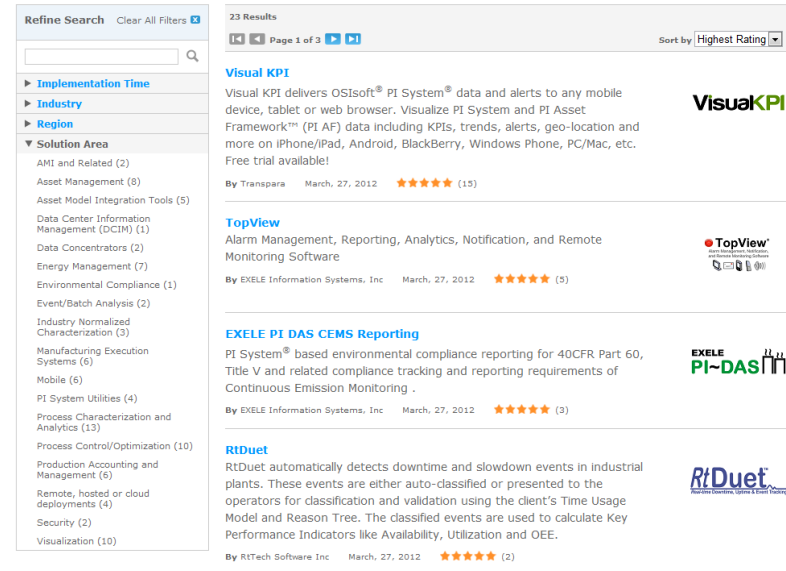
 **OSIsoft** | partner solution showcase

Connecting our customers with OSIsoft partner solutions

Learn more at partners.osisoft.com/solutions

<http://partners.osisoft.com>

pss@osisoft.com



Refine Search Clear All Filters

23 Results Page 1 of 3 Sort by Highest Rating

Visual KPI
Visual KPI delivers OSIsoft® PI System® data and alerts to any mobile device, tablet or web browser. Visualize PI System and PI Asset Framework™ (PI AF) data including KPIs, trends, alerts, geo-location and more on iPhone/iPad, Android, BlackBerry, Windows Phone, PC/Mac, etc. Free trial available!
By Transpara March, 27, 2012 ★★★★★ (15)

TopView
Alarm Management, Reporting, Analytics, Notification, and Remote Monitoring Software
By EXELE Information Systems, Inc March, 27, 2012 ★★★★★ (5)

EXELE PI DAS CEMS Reporting
PI System® based environmental compliance reporting for 40CFR Part 60, Title V and related compliance tracking and reporting requirements of Continuous Emission Monitoring .
By EXELE Information Systems, Inc March, 27, 2012 ★★★★★ (3)

RTduet
RTduet automatically detects downtime and slowdown events in industrial plants. These events are either auto-classified or presented to the operators for classification and validation using the client's Time Usage Model and Reason Tree. The classified events are used to calculate Key Performance Indicators like Availability, Utilization and OEE.
By RTech Software Inc March, 27, 2012 ★★★★★ (2)

Solution Area

- AMI and Related (2)
- Asset Management (8)
- Asset Model Integration Tools (5)
- Data Center Information Management (DCIM) (1)
- Data Concentrators (2)
- Energy Management (7)
- Environmental Compliance (1)
- Event/Batch Analysis (2)
- Industry Normalized Characterization (3)
- Manufacturing Execution Systems (6)
- Mobile (6)
- PI System Utilities (4)
- Process Characterization and Analytics (13)
- Process Control/Optimization (10)
- Production Accounting and Management (6)
- Remote, hosted or cloud deployments (4)
- Security (2)
- Visualization (10)

A few remarks from our

CEO and Founder

Dr. Pat Kennedy

Keynote Presentation

The **Power** of **Data**

Ted Gorrie

Vice President of Sales

North America



THANK YOU

Brought to you by  **OSIsoft.**