



Transforming Process Data Into Information

PI Integrator for Business Analytics

Presented by **Rodrigo Quintero**
Operations Model & Planning Manager



Company overview

Business

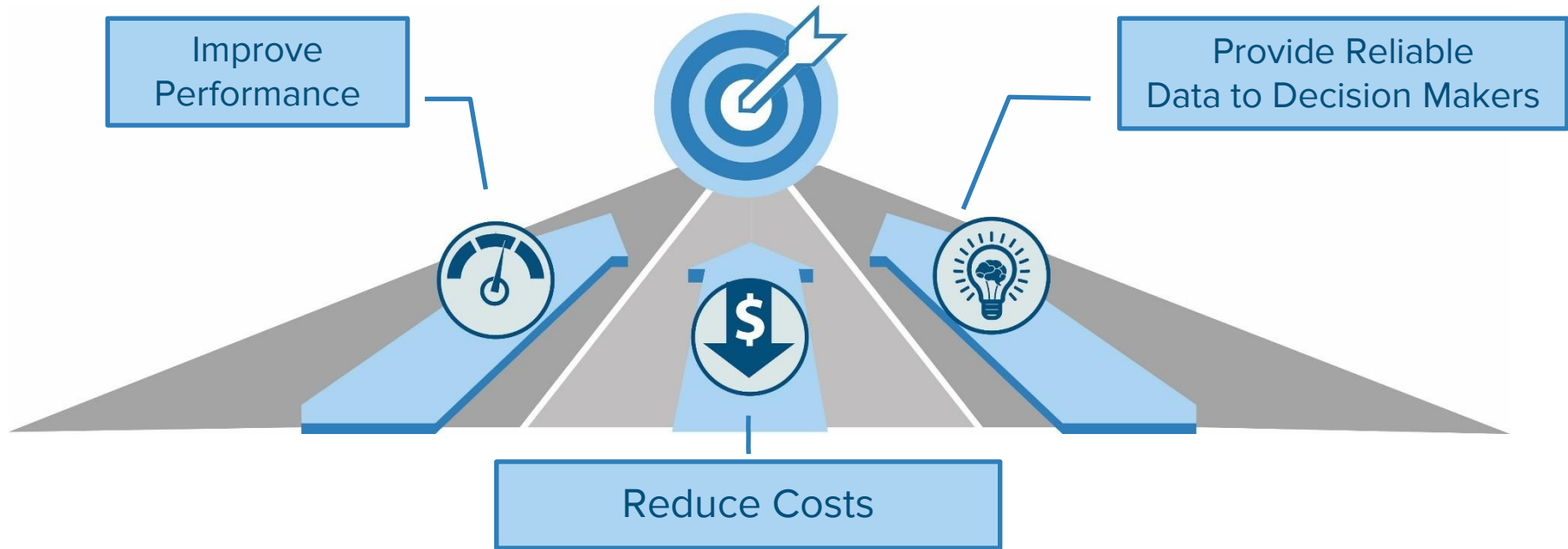
CEMEX is a global building materials company that provides high-quality products and reliable service to customers and communities in more than 50 countries throughout the world.

A global industry leader

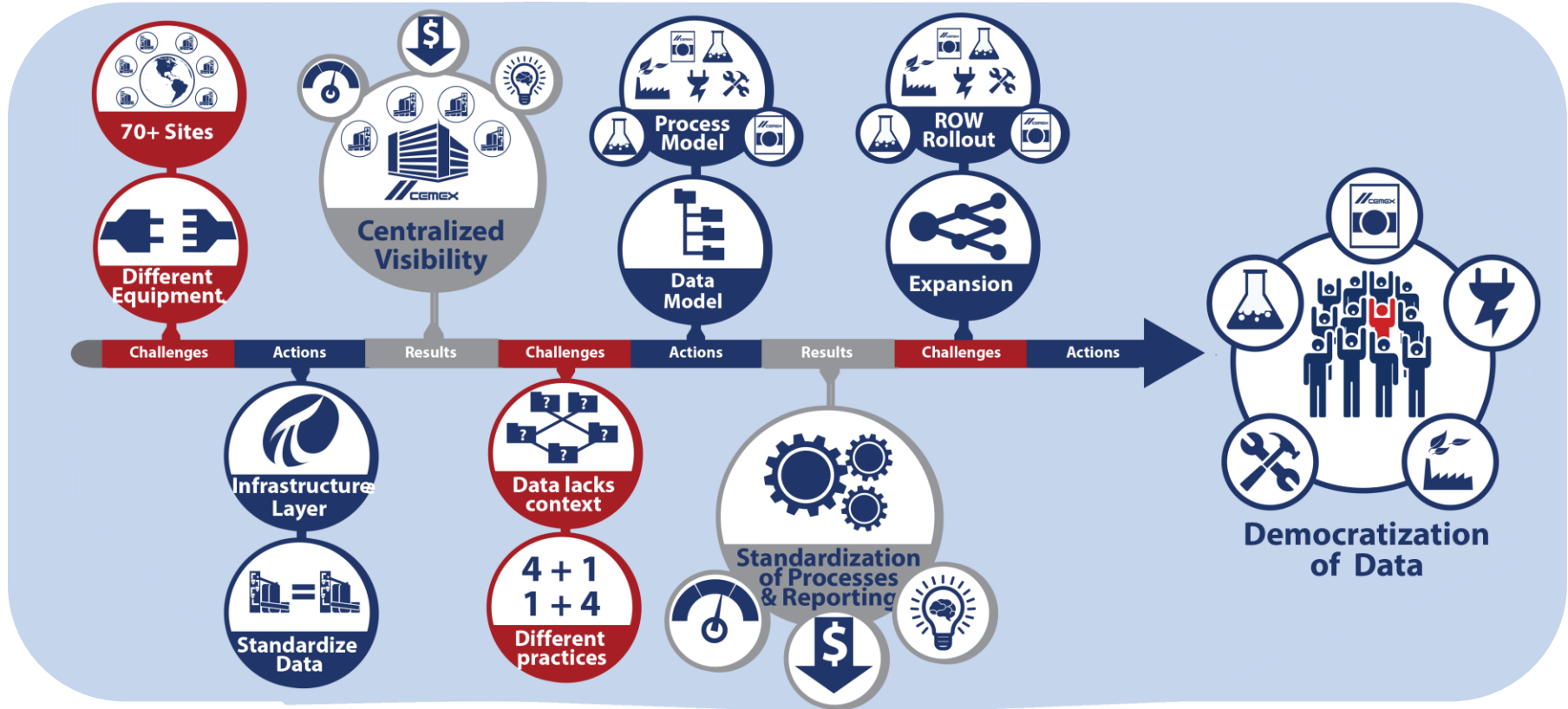
- Annual sales of US\$15.71 billion
- One of the leading cement manufacturers in the world
- World's leading supplier of ready-mix concrete, and one of the world's largest suppliers of aggregates
- One of the world's top traders of cement and clinker



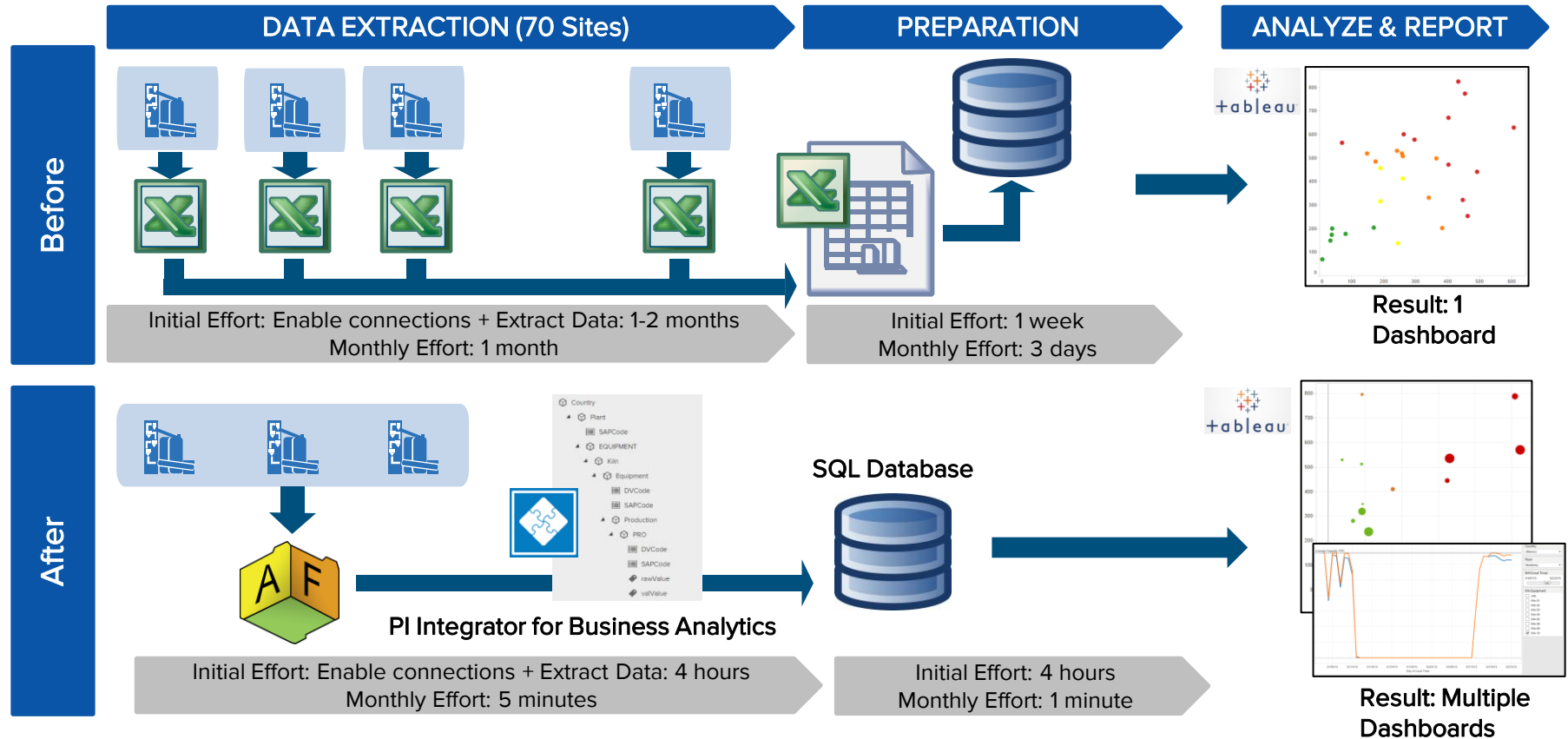
| Operations Performance Goals



| Journey to Operational Intelligence



Enabling data access & analysis through PIIN4BA



Making data extraction for Business Analytics simple

A typical data extraction initiative can take upwards of a **month** (or 744 hours) to complete for 70 sites


Leveraging the...



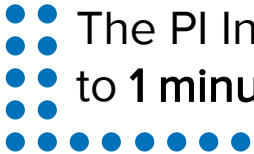
The PI Integrator for Business Analytics reduces this down to **4 minutes**

Less time preparing data, more time analyzing data

It typically takes upwards of **3 days** to prepare data for business analytics tools



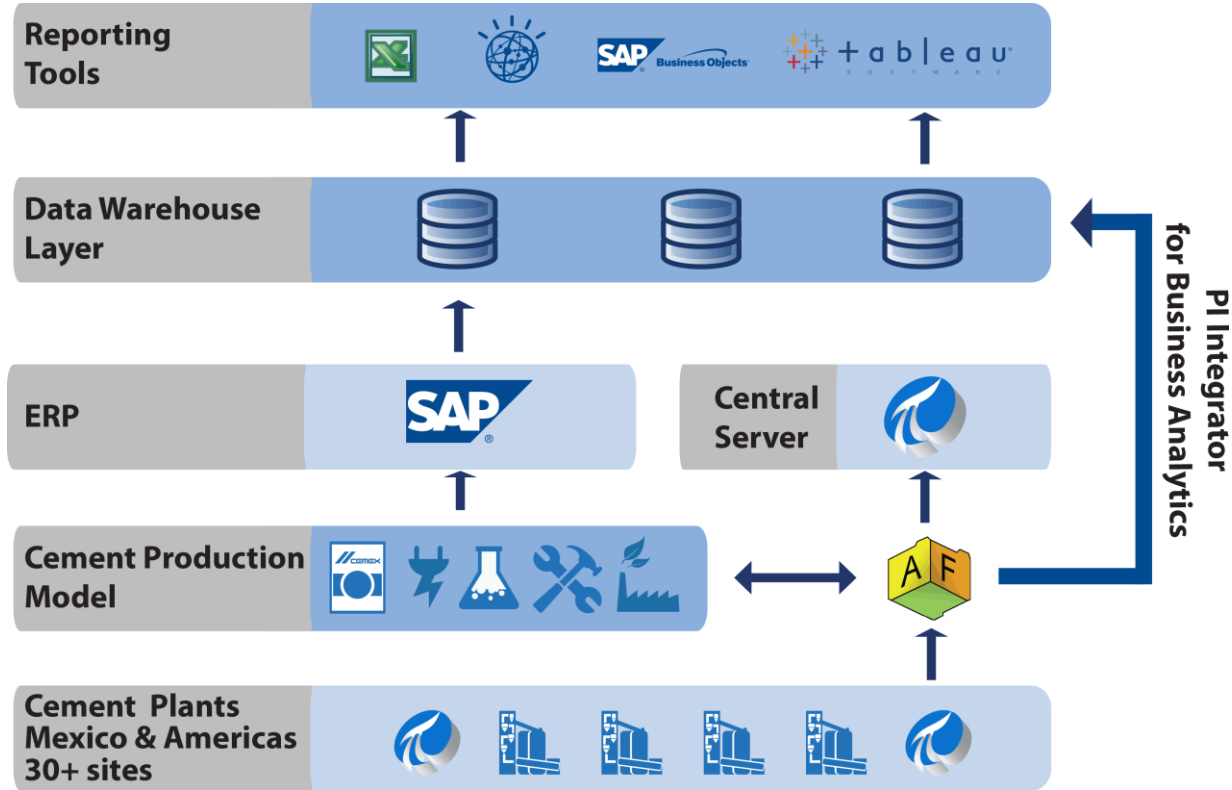
The PI Integrator for Business Analytics reduces this down to **1 minute**



Leveraging the...



CEMEX | Path to data democratization

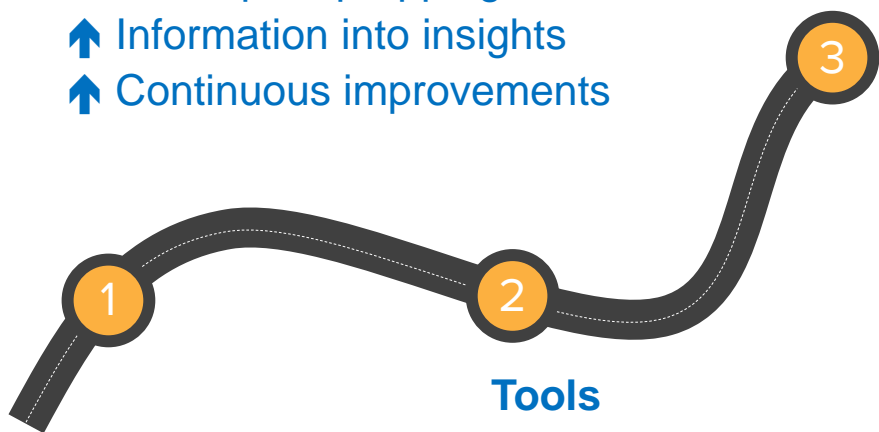


**AN INFORMATION
HIGHWAY FROM THE PI
SYSTEM TO BI**

* USA & EMEA Plants are expected to use the Data Validation Module on 2016 (40+ sites)

Process

- ↓ Time spent prepping data
- ↑ Information into insights
- ↑ Continuous improvements

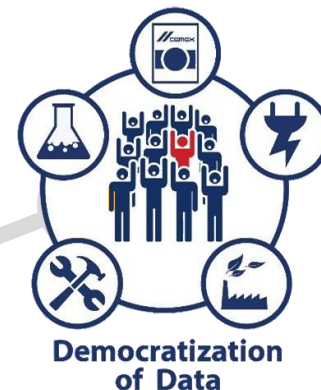


People

- ↑ New conversations across the company
- ↓ Complexity to access information
- ↑ Time spent on value added activities

Tools

- Intuitive/user friendly tool
- Dynamic reports in any BI tool
- Out-of-the box



Available NOW!



Day 1 15:00
Big Data Analytics with the PI System

Day 1 16:00
PI Integrator for Business Analytics:
Enterprise Reporting

Day 3 14:20
Big Data and Business Intelligence

Product Pod Product Expo
Demo's, Experts, T-Shirt

PI Integrator for Business Analytics
Available NOW!



Merci

Danke

谢谢

Gracias

Thank You

ありがとう

Obrigado

• Děkují

The background of the image is a complex, abstract pattern of blue and white triangles of various sizes, creating a mosaic-like effect. The triangles are arranged in a way that they seem to flow and shift, giving a sense of movement and depth. The colors range from light blue to dark blue, with white used for the negative space between the triangles.

OSIsoft®

EMEA USERS CONFERENCE



Lunch Locations!

Grand Ballroom & Chez Louis on
the Mezzanine Level

Atrium – lobby level



infotechnics

Rockwell
Automation

TIBCOTM Spotfire[®]



OT ENERGY SERVICES



Visit the Product & Partner Expo!

Tuesday

12:45 – 21:00

TONIGHT!

Wednesday

8:00 – 9:00

10:30 – 11:00

12:10 – 14:00

15:10 – 15:40

Thursday

8:00 – 9:00

11:30 – 13:00

15:30 – 17:00

Fun Photo Booth



Day 2 and Day 3 Overview

Day 2 –
Industry Day

Industry Sessions

Product & Partner Expo

Zofin Palace – Offsite
Event

Day 3 –
TechCon

TechCon Sessions

Hands on Labs

General Session Closing

Offsite Event – Zofin Palace - Wednesday

Reception, Dinner and Dancing

Buses Depart: 18:00

Where: Side entrance – Lower Level

Return: 21:00 – 1:00



Please don't forget to.....

Complete the Online Survey
for this session



Search: emeauc15

Share what you saw with
friends on Twitter, Facebook
Instagram or LinkedIn!



The background of the image is a complex, abstract pattern of blue and white triangles of various sizes, creating a mosaic-like effect. The triangles are arranged in a way that they seem to flow and shift, giving a sense of movement and depth. The colors range from light blue to dark blue, with white used for the negative space between the triangles.

OSIsoft®

EMEA USERS CONFERENCE