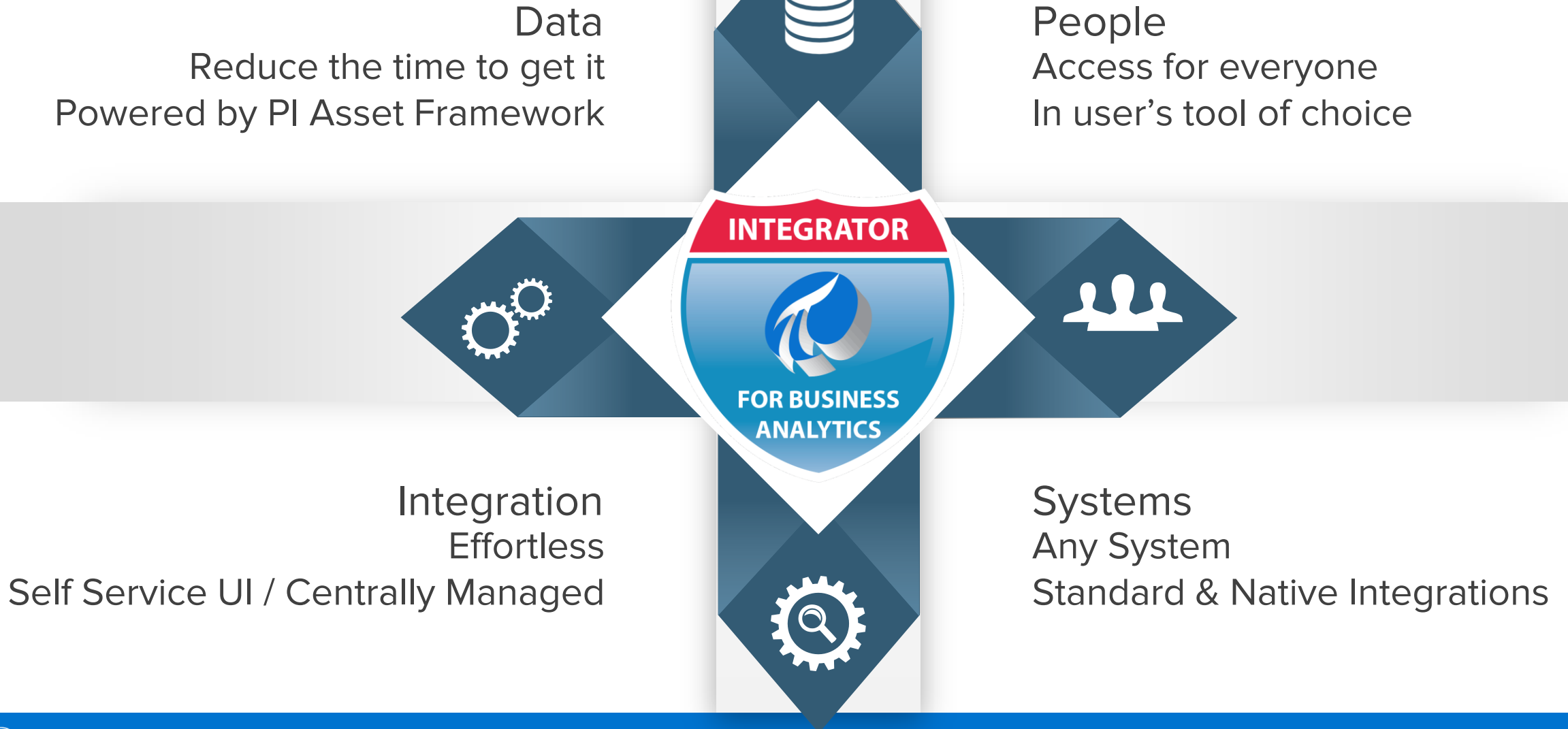




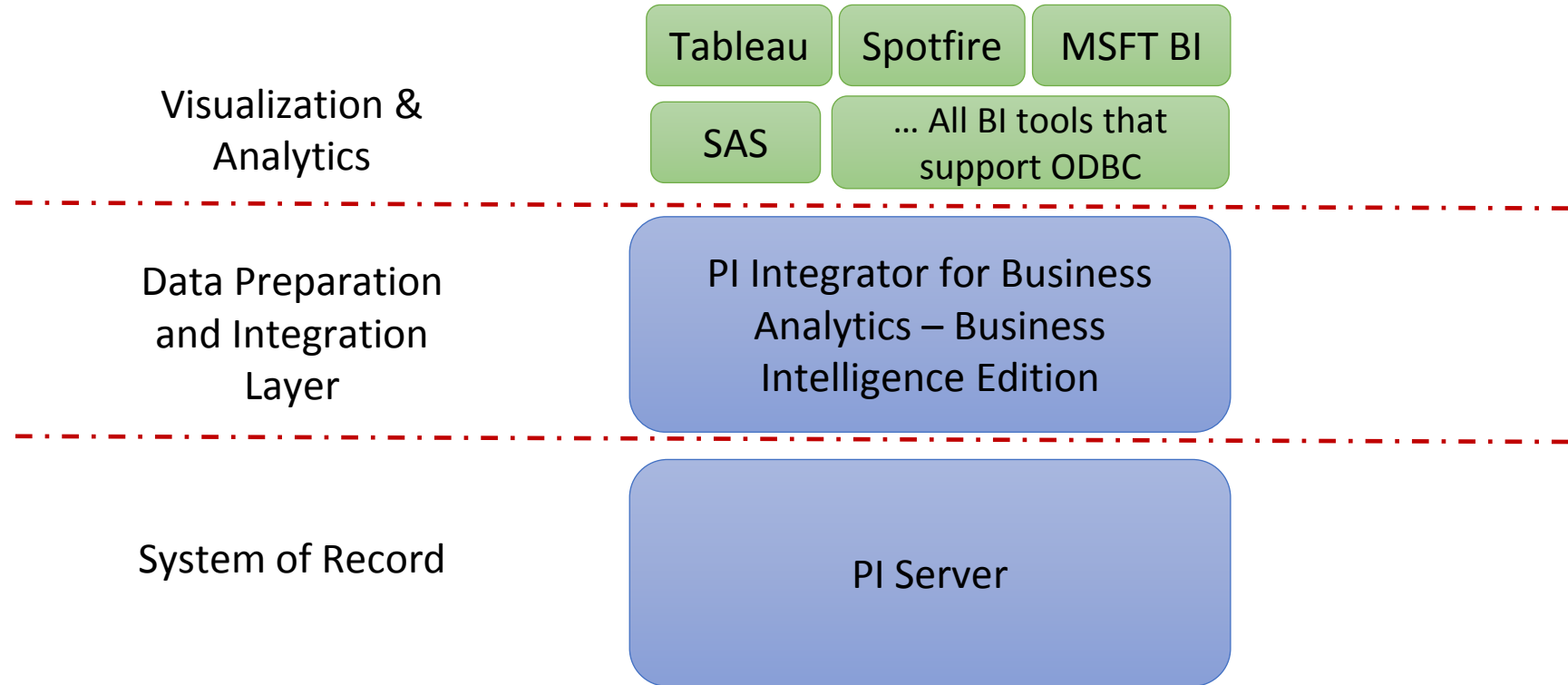
PI Integrator for Business Analytics – Enterprise Reporting

Presented by Matt Ziegler

Empowering: People – Systems – Process



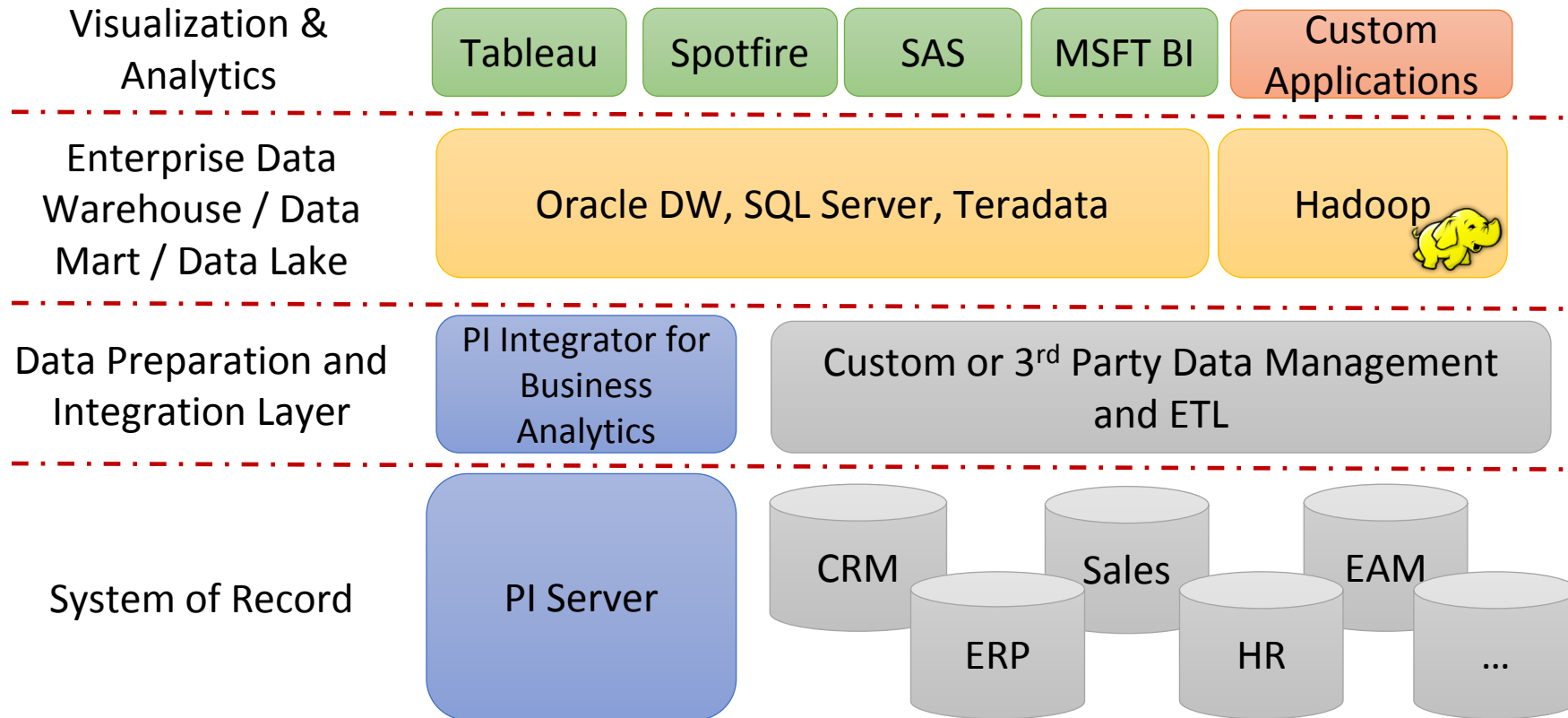
Operational Reporting & Analysis Architecture



I want to analyze operations data stored in the PI System using modern BI tools



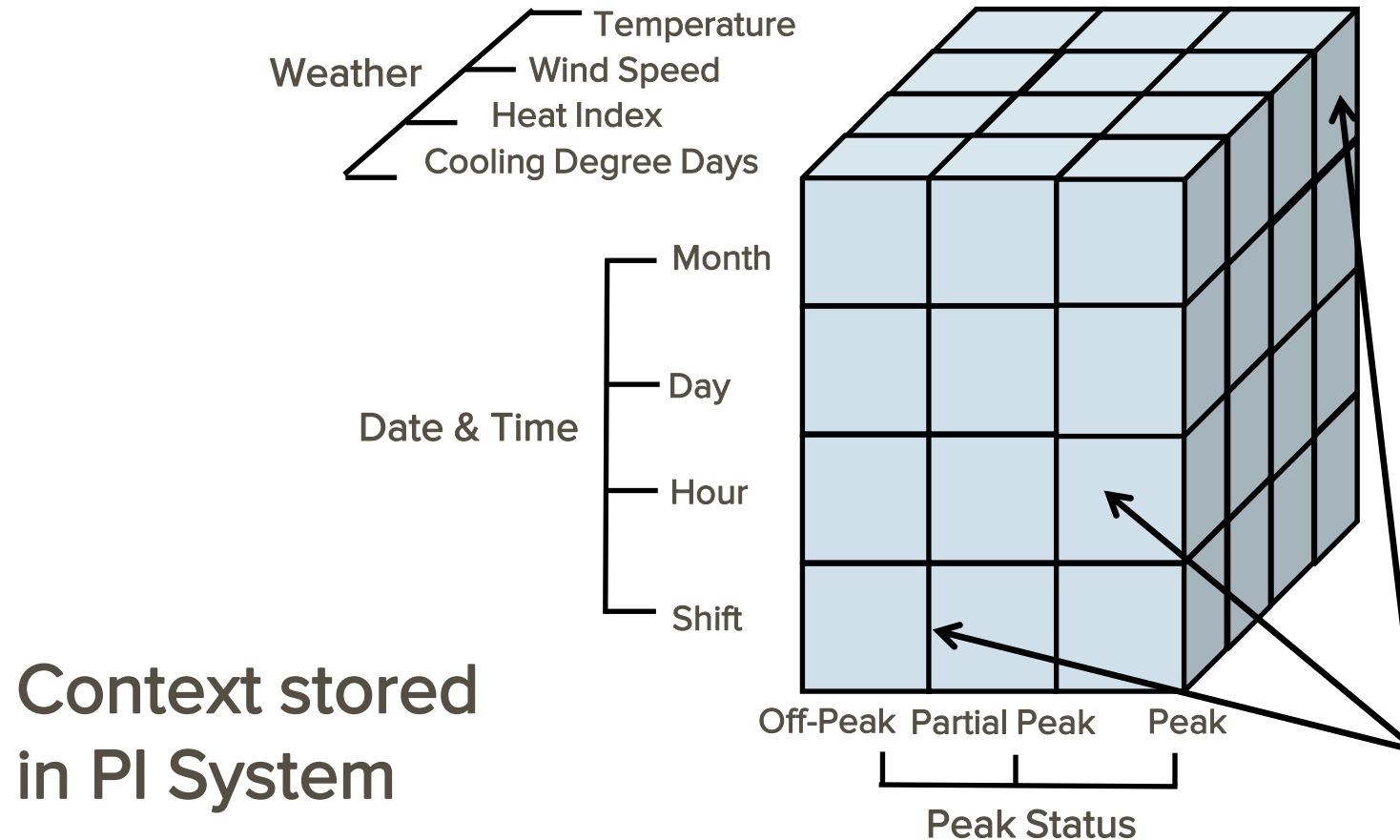
Enterprise Data Warehouse Architecture



I need to fit operational data into my existing company IT information architecture



How to Properly Model Data





Show me the total energy cost

For the first shift

During Peak Status

Can HVAC problems be predicted & prevented?

 Reply  Reply All  Forward  IM



Mon 9/21/2015 2:59 PM

Kathleen Mattos

777 - HVAC Problems - emergency service call placed

To **h-all**



Tue 9/8/2015 3:34 PM

Kathleen Mattos

Email for 777 Davis - PROBLEMS WITH HVAC SYSTEM

To **h-all**

 This message was sent with High importance.

[Bing Maps](#)

[+ Get more](#)

We are aware of the problem with the HVAC system and that it is hot in the building John from UCS is sending a tech out ASAP to see what the problem is with the EAST Unit.







Recycle Bin



Tableau 9.1



Search the web and Windows



12:42 AM
10/11/2015

Connect

To a file

- Excel
- Text File
- Access
- Statistical File
- Other Files

To a server

- Tableau Server
- Other Databases (ODBC)
- Action Vector
- Amazon Aurora
- Amazon EMR
- More Servers... >

Saved data sources

- Sample - Superstore
- World Indicators

Open

[Open a workbook](#)

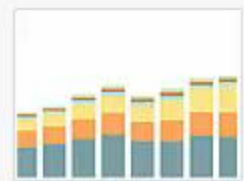
Sample Workbooks



Superstore



Regional



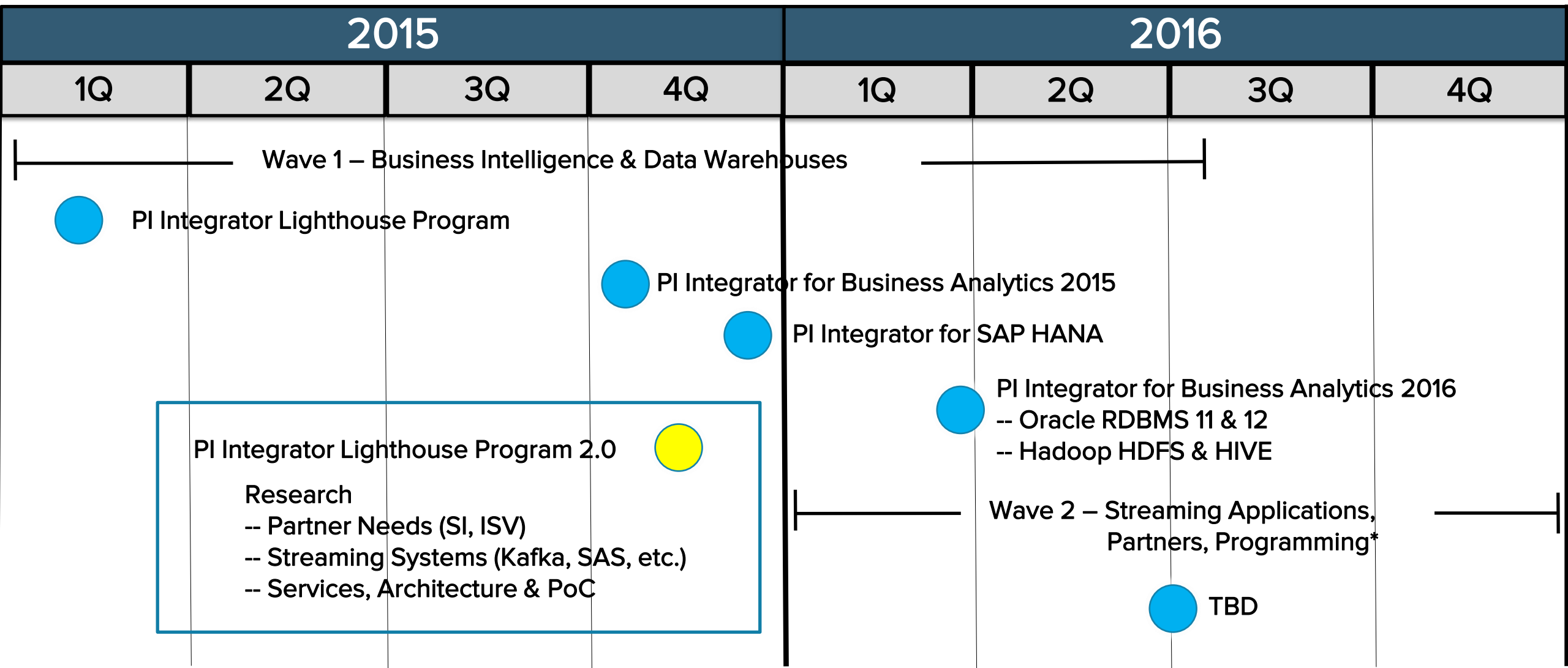
World Indicators

[More samples](#)

Next Steps



PI Integrators Roadmap



Commercial Model

PI Integrator for Business Analytics

	BI Edition	Data Warehouse Edition	SAP HANA Edition
PI Views			
--Access data via ODBC	X	X	
Native Connections			
--SQL Server		X	
--Flat File		X	
--SAP HANA			X
Data Flow			
--By calendar times	X	X	X
Common Features			
--Create Asset Views	X	X	X
--Cleanse and filter data using Event Frames	X	X	X
--Automatic Dimensionally modeled data	X	X	X

PI Integrator for Business Analytics

Output Data Streams	BI Edition	Data Warehouse Edition	SAP HANA Edition
1000	Talk	-	-
2500	to	-	-
5000	-	Your	-
10000	-	OSIsoft	Sold By
20000	-	Account	SAP
50000	-	Manager	-
100000	-	Today	-

**Not included in most Enterprise Agreements*

Contact Information

Matt Ziegler

mziegler@osisoft.com

Product Manager

OSIsoft, LLC



Questions

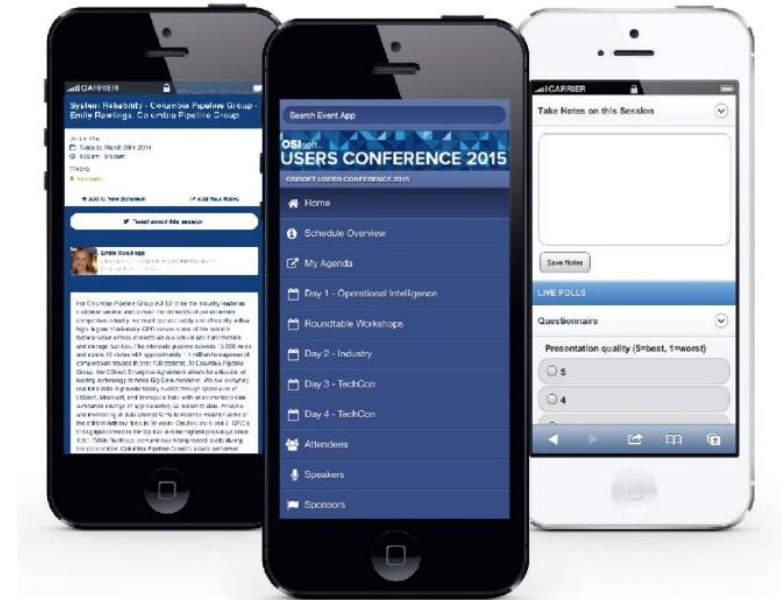
Please wait for the **microphone** before asking your questions

State your
name & company



Please don't forget to...

Complete the Online Survey for this session



<http://eventmobi.com/emeauc15>



감사합니다

谢谢

Danke

Gracias

Merci

Thank You

ありがとう

Спасибо

Obrigado