



“You can’t control what you can’t measure”

“Data without context is limited”

# Transform Your World with Data

“Real-time data delivers proactive versus reactive management”

“Without data you’re just another person with an opinion”

“There’s no EBITDA without BI”

Presented by **Martin Otterson**



OSIsoft.

REGIONAL SEMINARS 2015

© Copyright 2015 OSIsoft, LLC



We believe **People** with **Data** can **Transform** their world



OSIsoft.

REGIONAL SEMINARS 2015

© Copyright 2015 OSIsoft, LLC



## Agenda

1

**Vision:** Transforming Your World With Data

2

**How:** Turning data into  
Information for Real-time  
Decision Support

3

**How:** Turning Information into  
Intelligence for BI and OI



# Over one billion data streams licensed worldwide

# 1,560,000,000



osi|soft.

## REGIONAL SEMINARS 2015

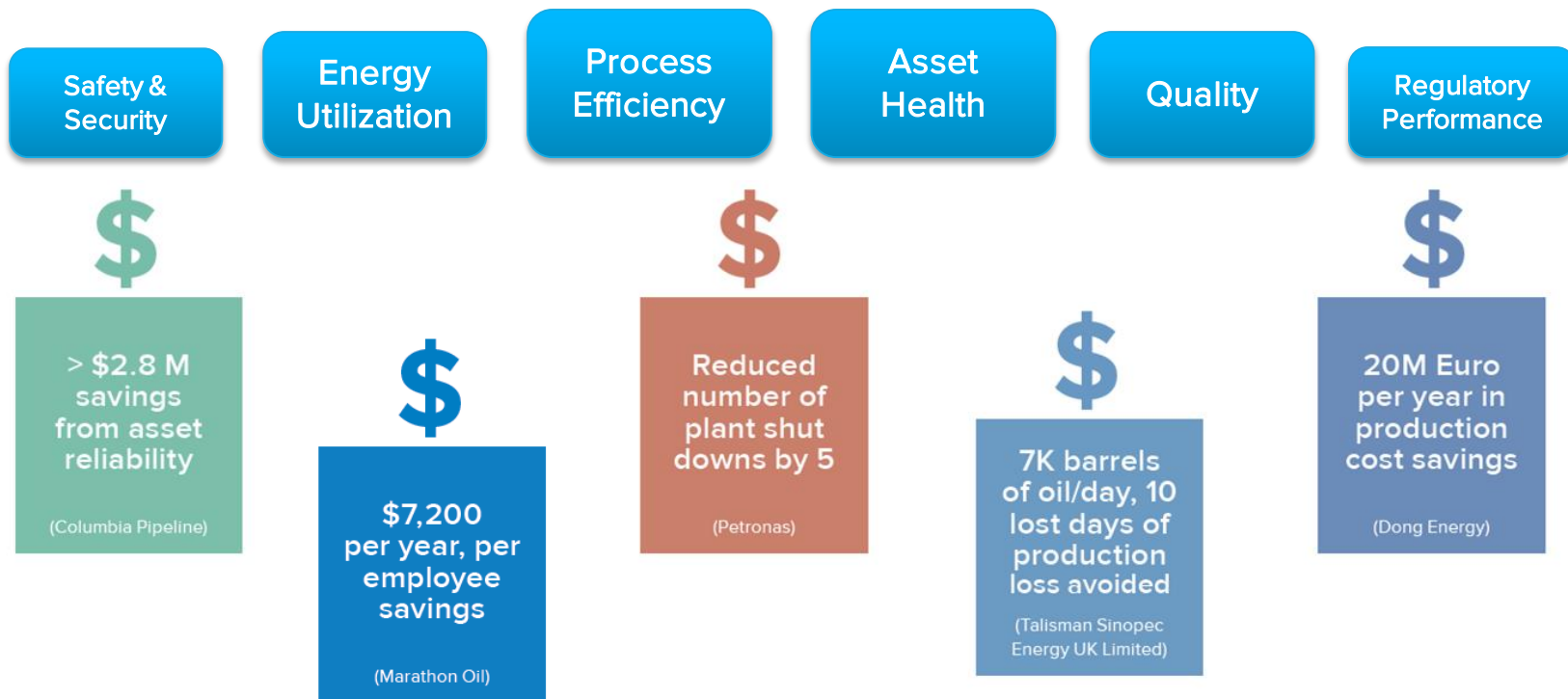
© Copyright 2015 OSIsoft, LLC

Over one thousand OSIs<sup>1</sup> soft customers have spoken about transforming their world

# 1,015

© Copyright 2015 OSIsoft, LLC

# OSIsoft Customer Transformations



OSIsoft.

REGIONAL SEMINARS 2015

© Copyright 2015 OSIsoft, LLC





# The Transformation Journey Enabled By the PI System 2015

Enterprise Intelligence

Big Data Analytics

Business Integration

Operational Intelligence

Cloud Services

Plant Intelligence

Asset Framework

System Intelligence

Advanced Visualizations

Asset Intelligence

Data Historian



OSIsoft.

REGIONAL SEMINARS 2015

© Copyright 2015 OSIsoft, LLC



# PI System 2015: Something for Everyone



## Operators

- ✓ Understandable
- ✓ Mobile



## Executives

- ✓ Data



## GIS

Real-time data



## Managers

- ✓ Cross operation
- ✓ Improved partner services



## IT

- ✓ Security
- ✓ Big data
- ✓ BI



## OT Admin

- ✓ Faster deployment
- ✓ Improved governance

Enabled by  
SRP



OSIsoft.

REGIONAL SEMINARS 2015

© Copyright 2015 OSIsoft, LLC

# You Can Transform Your World with Data

What is the forecast of productivity?

COO

What's performing best and why?

Plant Manager

The turbine is not working – what's the problem?

Maintenance Technician

I need to know what to work on where before it fails

Engineer



OSIsoft.

REGIONAL SEMINARS 2015

© Copyright 2015 OSIsoft, LLC

The slide features several decorative blue elements: a large sphere with three overlapping circles inside in the top left; a large sphere with a horizontal band in the top right; a medium sphere with a horizontal band in the middle right; a small sphere with three overlapping circles in the bottom right; and a solid sphere in the bottom left.

**Opportunity: Data Alone Will Not Transform Your World**



OSIsoft.

REGIONAL SEMINARS 2015

© Copyright 2015 OSIsoft, LLC

# Challenges Answering Critical Questions

Lack of data  
governance  
challenging timely  
reports

COO

I can't combine data  
and compare  
sources?

Plant  
Manager

I can't access the data  
to understand the  
problem

Maintenance  
Technician

I don't understand the  
data to act



Engineer



OSIsoft.

REGIONAL SEMINARS 2015

© Copyright 2015 OSIsoft, LLC

# Data Infrastructure

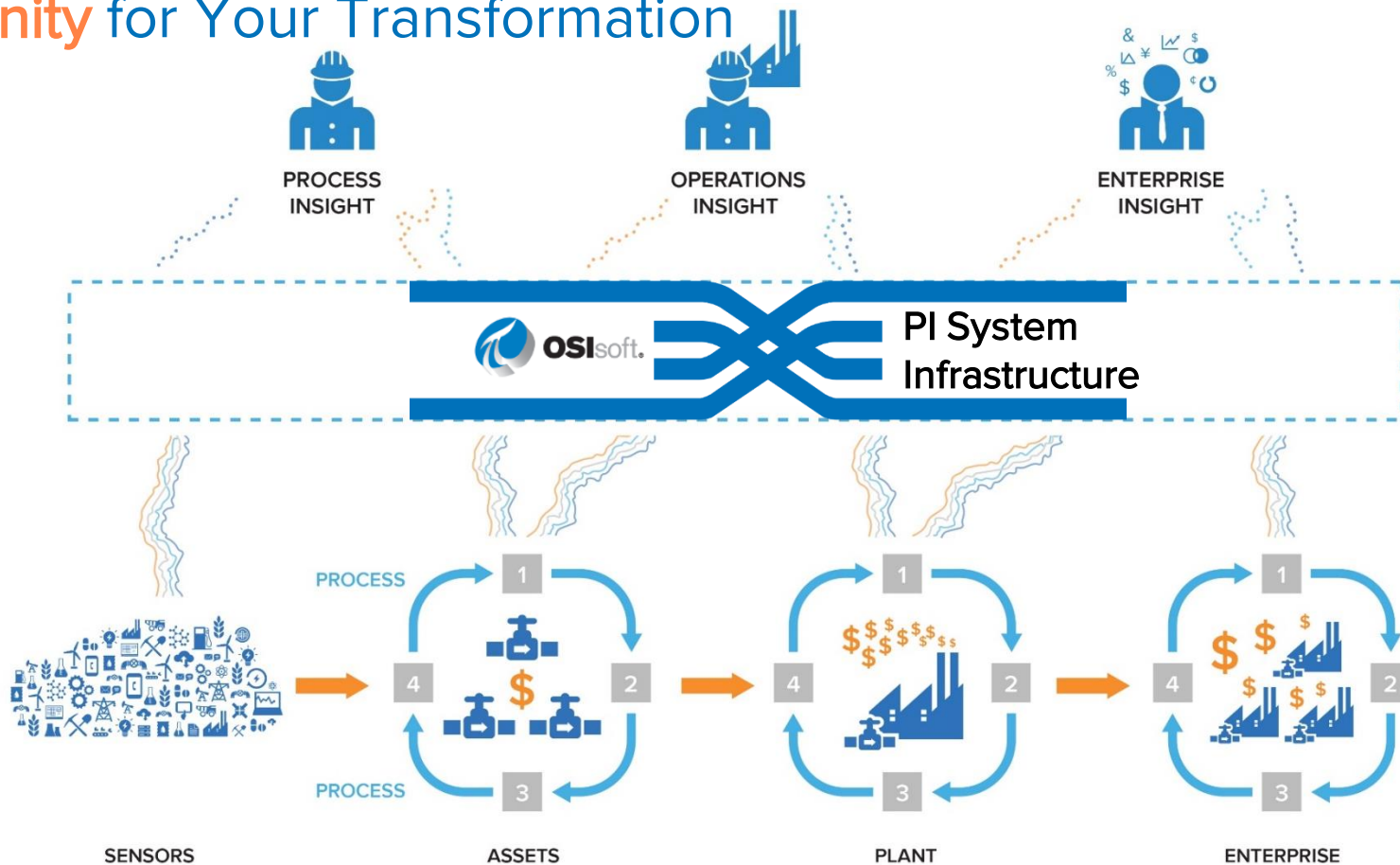
## Right People

## Right Data

## Right Context



# Opportunity for Your Transformation



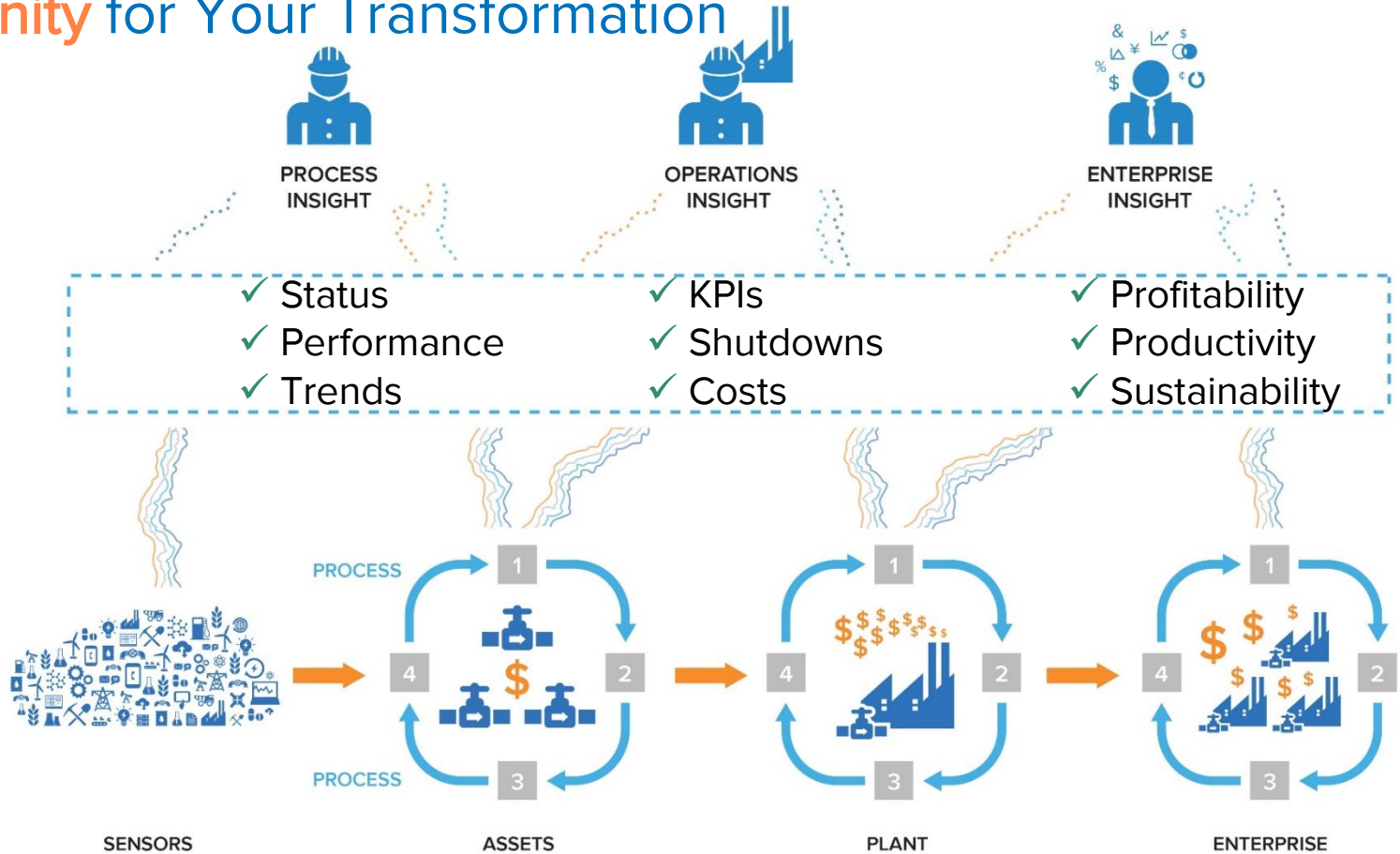
OSIsoft.

REGIONAL SEMINARS 2015

© Copyright 2015 OSIsoft, LLC



# Opportunity for Your Transformation



OSIsoft.

REGIONAL SEMINARS 2015

© Copyright 2015 OSIsoft, LLC



**How: Transform the value of your data**



OSIsoft.

REGIONAL SEMINARS 2015

© Copyright 2015 OSIsoft, LLC

# Transforming the Value of Data



Data



Information



Intelligence

# Transforming the Value of Data



# Addressing People's Data Challenges



Data

Transform




Information

Transform



Intelligence



- What is this data?
- Where does it come from?
- What does it look like?

- Why is one process better than another?
- What impacts the KPI?
- What has the lowest operational cost?




OSIsoft.

REGIONAL SEMINARS 2015


© Copyright 2015 OSIsoft, LLC

# Transformative Enablement with PI Server 2015





# Combine Information for Intelligence



# Integrate **Analytics** and **Visualization** Enabled by PI Server 2015

## System of Record



- Guaranteed Delivery & Storage
- Full Fidelity of Sensor
- Optimized for Real-Time
- Backup/Restore
- HA
- Security

Cleanse

Augment

Shape

Transmit

## Visual Analytics

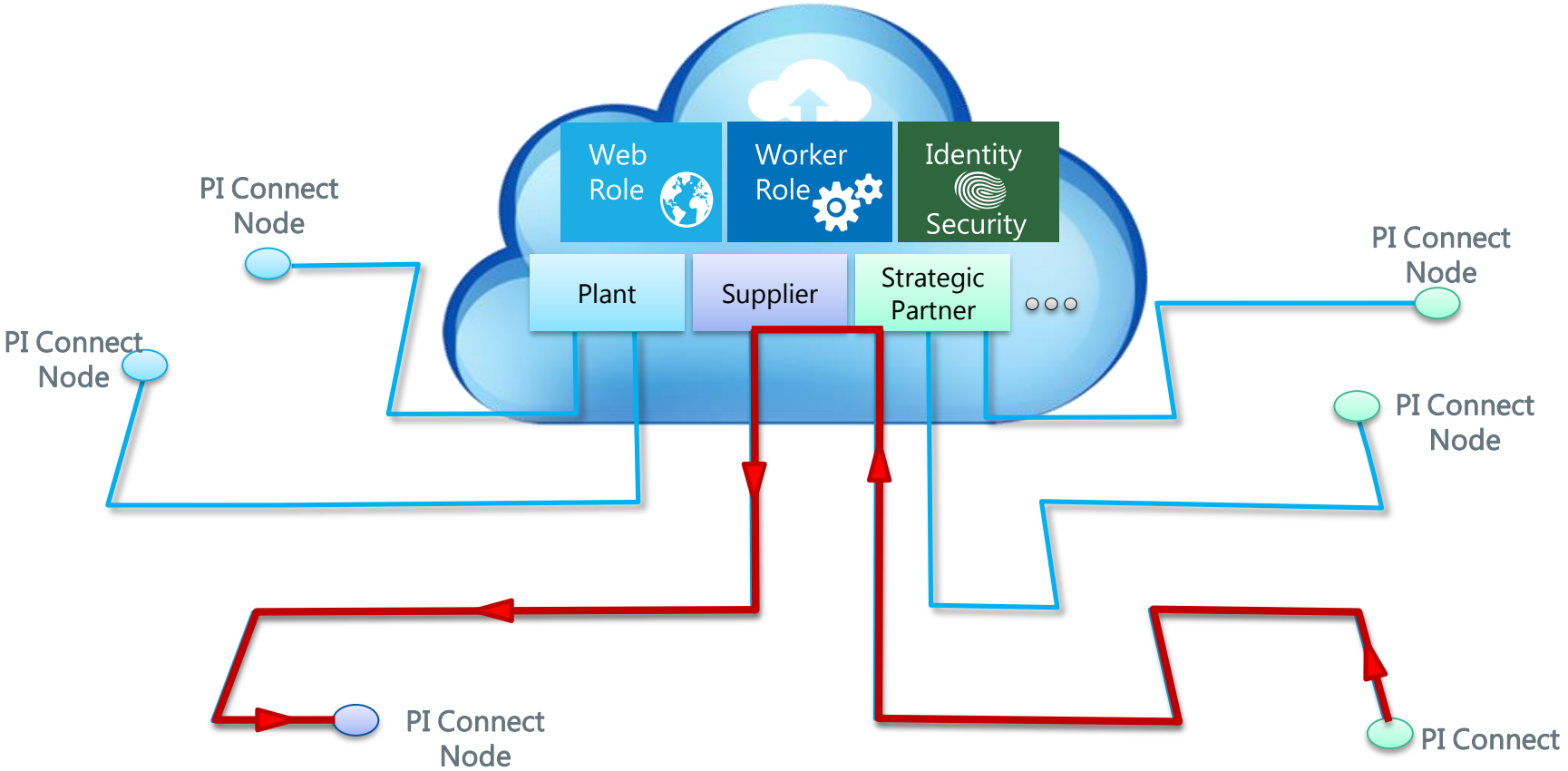


## Statistical Analytics



- Designed to Analyze Large Sets
- Expects that the Data Exists
- Problem Defines Data Shape
- Typically Evenly Spaced in Time

# Connect the Enterprise, Partners and Supply Chain



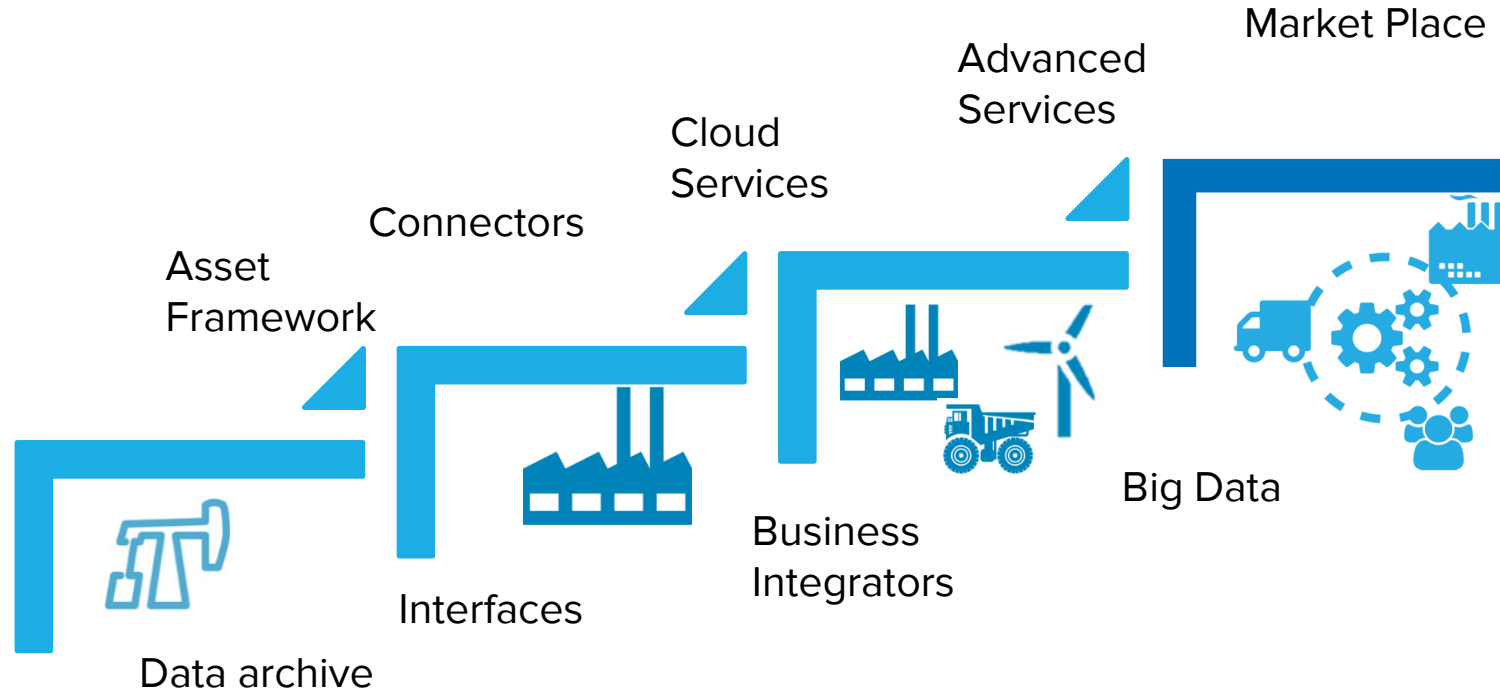
# Partner Ecosystem for Infrastructure Excellence



## 200+ Partner

- Integration services
- Specialized Hardware
- Solutions

# The PI System: Our Journey for Your Transformation



Historian

.....Infrastructure



OSIsoft.

REGIONAL SEMINARS 2015

© Copyright 2015 OSIsoft, LLC

감사합니다

谢谢

Danke

Merci

Gracias

**Thank You**

ありがとう

Спасибо

Obrigado



OSIsoft.

REGIONAL SEMINARS 2015

© Copyright 2015 OSIsoft, LLC