

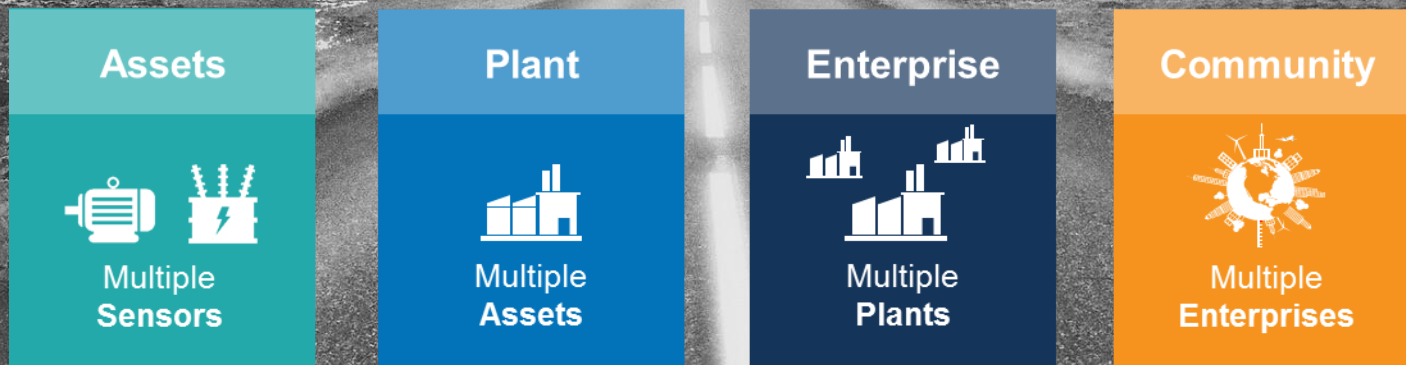
# OSIsoft Product Roadmap

Presented by **Sander Kim**

Director, Product Management & Product Marketing



# Our Vision



# Expanding the OSIsoft portfolio of offerings

## Connectivity

Connectors /  
Interfaces



Embedded  
Connectors



Edge  
Historian

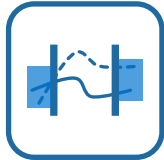


## Enterprise

Notifications



Event  
Frames



Developer  
Technologies



Server



Asset  
Analytics



Health  
Tooling



## Visualization

Vision



Manual  
Logger




Datalink



## Integration

BA



SAP



Streaming



Esri



Microsoft



Enterprise wide  
Queries



## Cloud Services

Cloud Connect



Data Sharing



Display Sharing



# 1

## Accessing Operational Data



# OSIsoft is the source for operational data: Connectivity

## Connectivity

Connectors /  
Interfaces



Embedded  
Connectors



Edge  
Historian



## Enterprise

Notifications



Event  
Frames



Developer  
Technologies



Archive



Asset  
Analytics



Health  
Tool



## Visualization

Vision



Manual  
Logger

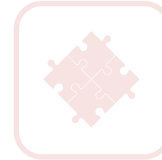


Datalink



## Integration

BA



SAP



Streaming



Esri



Microsoft



Enterprise wide  
Queries



## Cloud Services

Cloud Connect



Data Sharing




Display Sharing



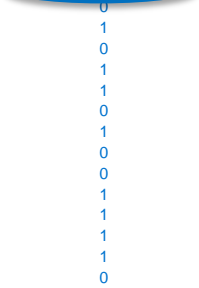
# The Industrial Internet of Things (IIoT) has inherent risks and challenges

## Data Silos


One version of the truth?  
Data is isolated from other use cases  
Data management challenges



Assets



Automation Systems

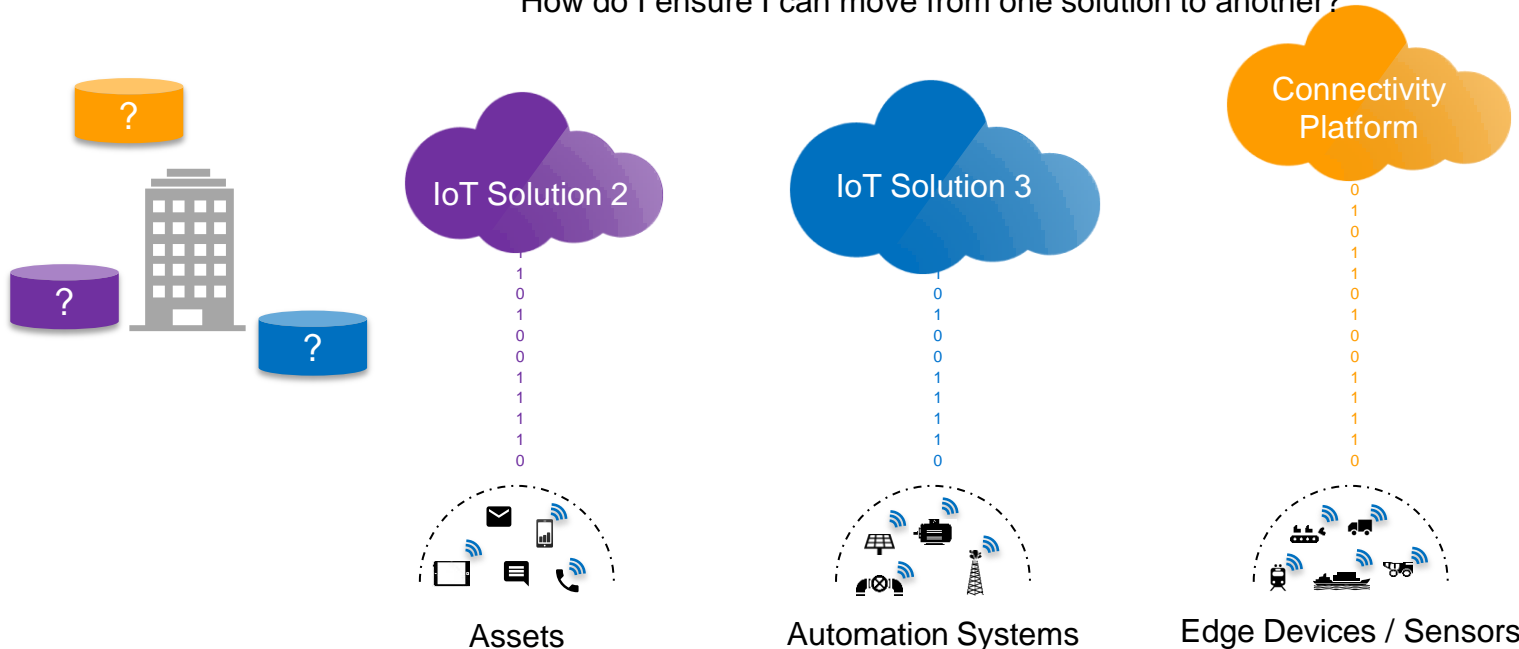


Edge Devices / Sensors

# IIoT risks and challenges: Data Ownership

## Data Ownership

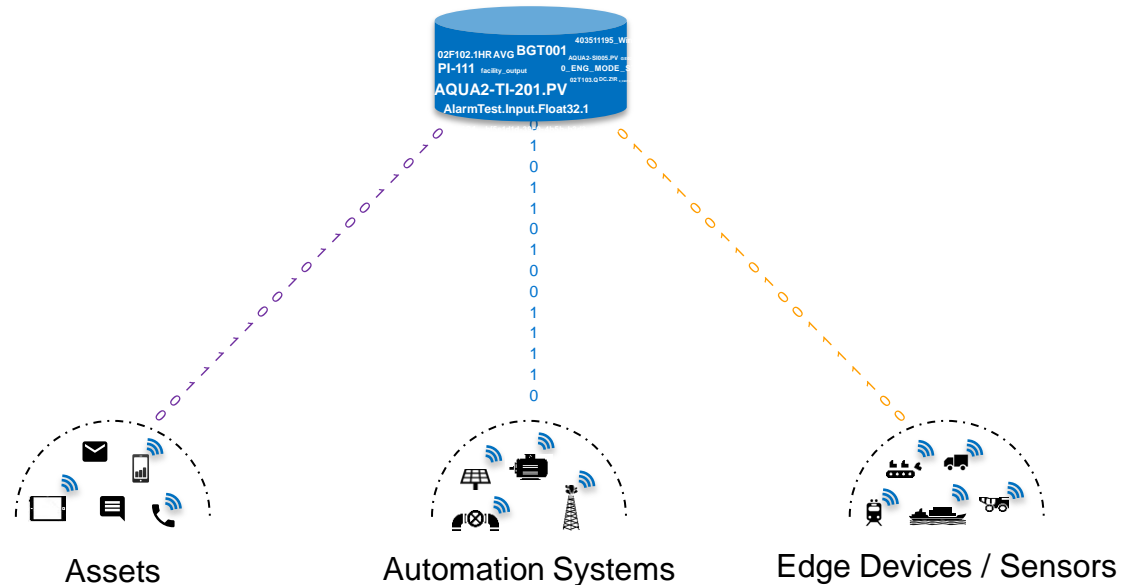
Do I have access to my own data?  
How do I ensure I can move from one solution to another?



# IIoT risks and challenges: Data Context

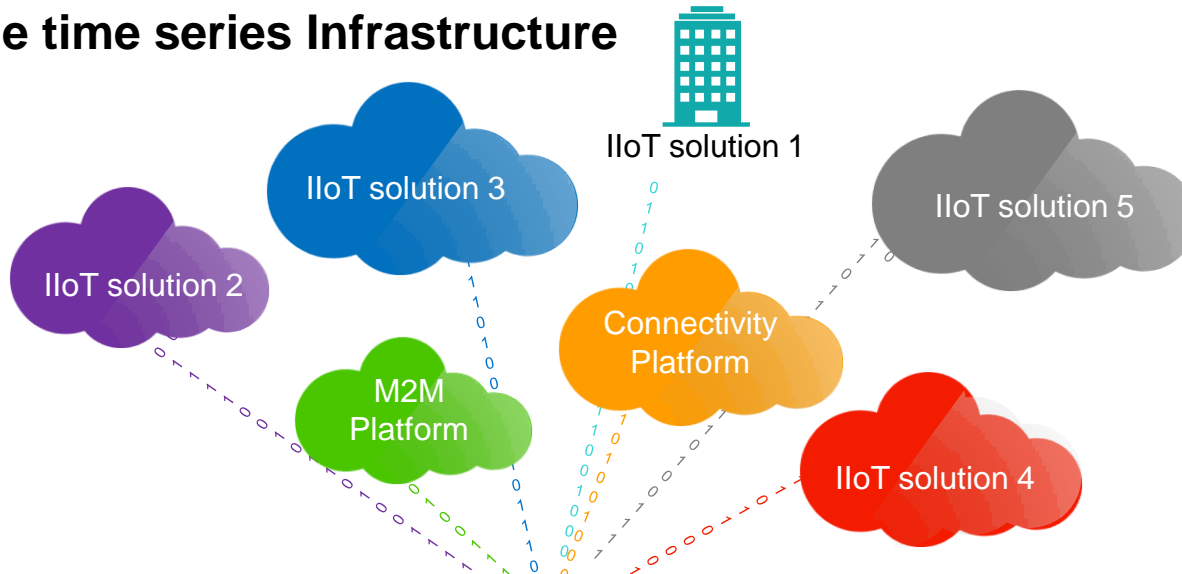
## Data Context

Understanding the criteria to analyze data is as important as the data itself  
The further data moves from SME's the more important context is





# Extending the time series Infrastructure



**OSI**soft®  
Enterprise Operations Infrastructure



Edge Devices / Sensors



Automation Systems

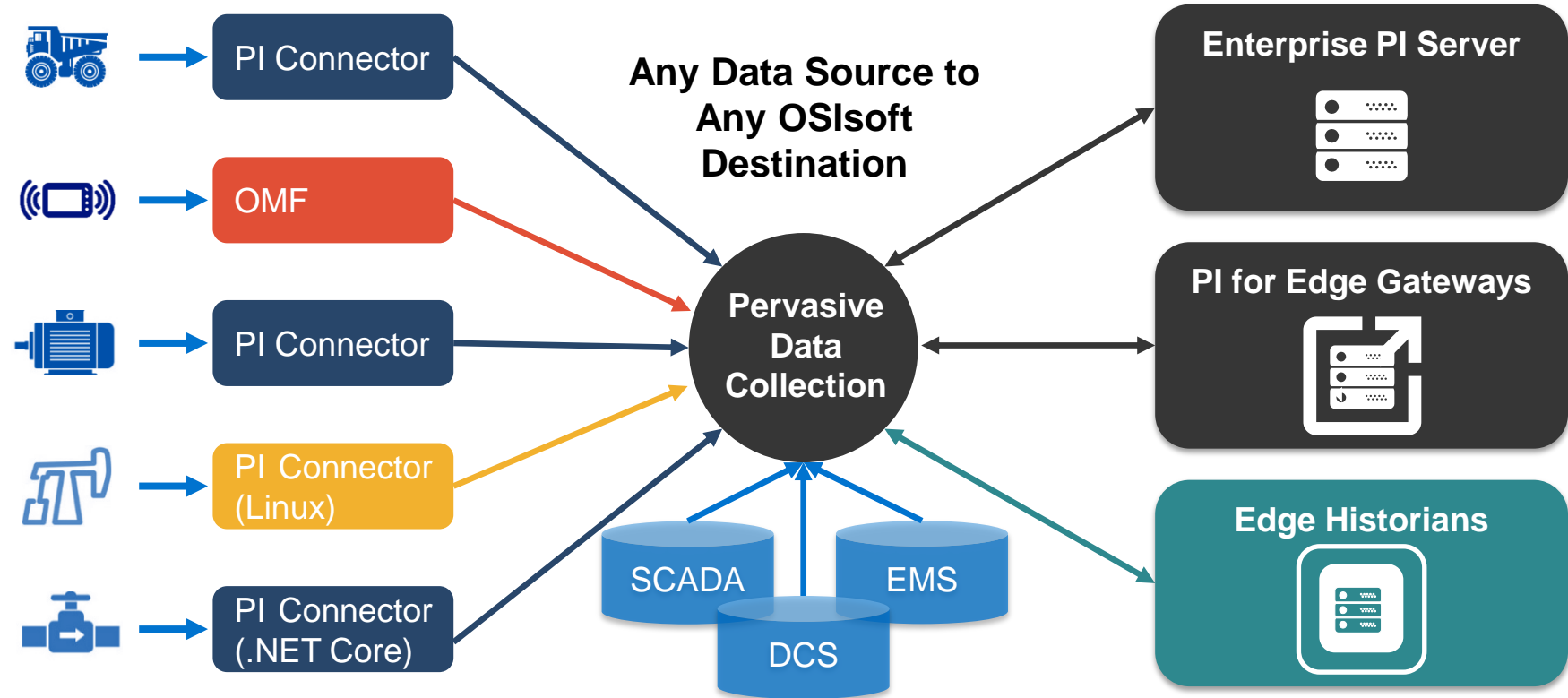


Assets



IoT solutions

# OT Data Ownership



# Partner Enablement

**Monico**  
(OMF application)



**HPE**  
(PI System deployment)

**Dell**  
(PI System deployment)



**Partners**  
(PI Connector on Linux (native))

**Cisco**  
(PI Connector on Linux (.NET Core))



**Stratus IoT Solutions**  
(OMF application)

# Evolution of the Enterprise

# 2

# Strengthening the Enterprise

## Connectivity

Connectors



Embedded Connectors



Edge Historian

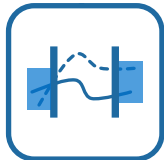


## Enterprise

Notifications



Event Frames



Developer Technologies



Archive



Asset Analytics



Health Tool



## Visualization

Vision



Manual Logger

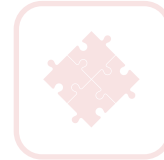


Datalink



## Integration

BA



SAP



Streaming



Esri



Microsoft



Enterprise wide Queries



## Cloud Services

Cloud Connect



Data Sharing



Display Sharing



## Initial Focus: Evolution of the PI System

### Expand



Increase the **volume & velocity** of operations data

### Extend



Associate **quality** information with measured values

### Ease



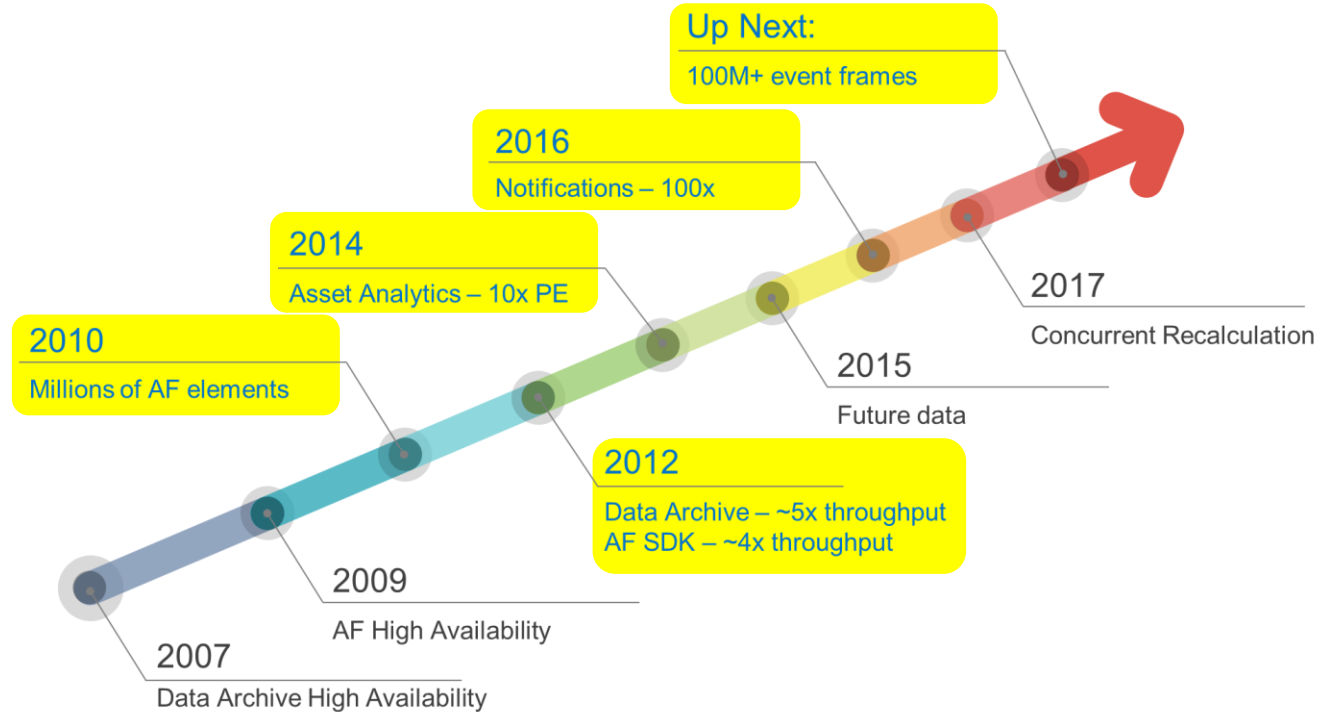
PI system tools designed to work across the enterprise

# Expand the PI System: Performance and Scalability

Expand



Increase the **volume & velocity** of operations data



# Extend the PI System: Data Quality

## Extend



Associate **quality** information with measured values

### Data Collection



Collect quality information from source systems

### Storage



Natively associate quality information with data

### Asset Analytics



Calculations take into account quality of inputs

### Developer's Technology



Ingress and egress of data with quality via programmatic means

### Visualization



Display data with quality information

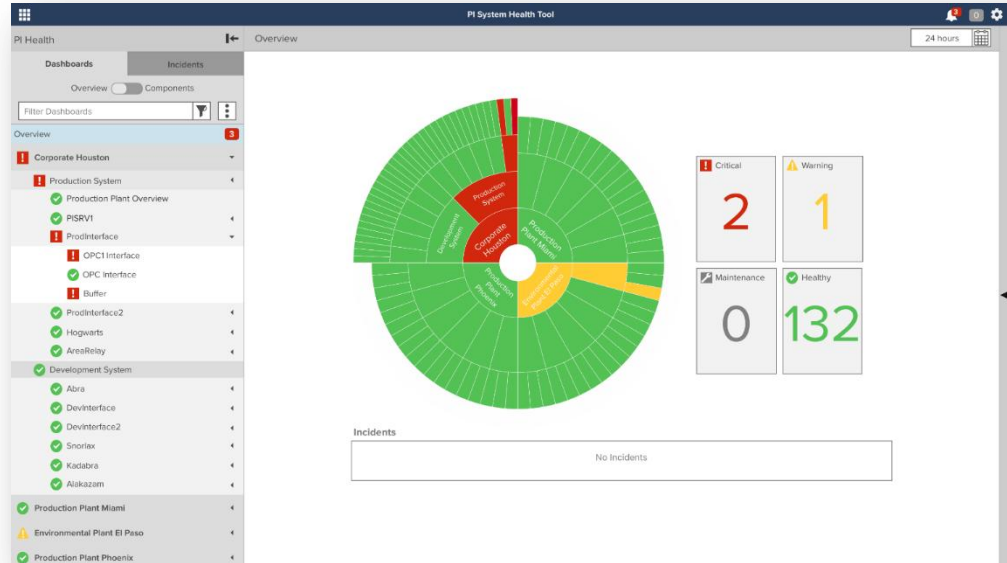



# Ease of use with the PI System: Management and Administration

Ease



PI system tools  
designed to work  
across the enterprise





# 3

## Visualizing Operations Data

# An Integrated Visualization Strategy

## Connectivity

Connectors



Embedded Connectors



Edge Historian



## Enterprise

Notifications



Event Frames



Developer Technologies



Archive



Asset Analytics



Health Tool



## Visualization

Vision



Manual Logger

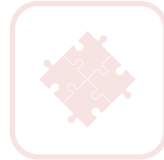


Datalink



## Integration

BA



SAP



Streaming



Esri



Microsoft



Enterprise wide Queries



## Cloud Services

Cloud Connect



Data Sharing




Display Sharing



# An Integrated Visualization Platform

## Today



### PI ProcessBook

Display Editor  
Process Monitoring



### PI Coresight

Ad Hoc Analysis  
PB Display Viewer



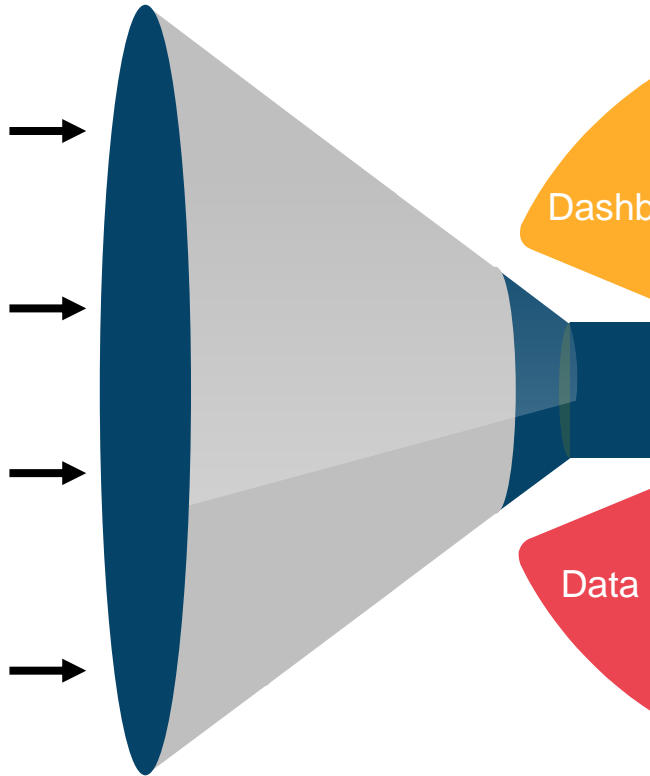
### PI WebParts

Dashboards

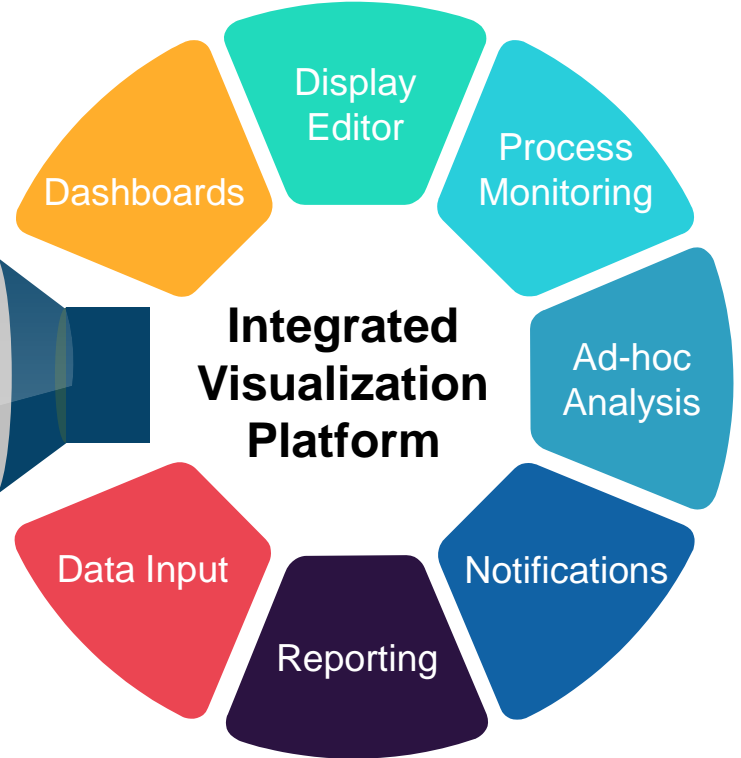


### PI Manual Logger

Manual Data Entry



## Tomorrow



# One Vision:

A unified visualization infrastructure to support your needs across the enterprise in a seamless, powerful, extensible environment.



# PI Vision 2017


## Collections



## Events Table

Event Name	Asset	Start Time	End Time	Acknowledgement
Engine Temperature High 2017-01-26 06:21.43.000	SP4	1/26/2017 6:21:43 AM	1/26/2017 7:57:43 AM	Acknowledge
Engine Temperature High 2017-01-26 07:14.43.000	SP6	1/26/2017 7:14:43 AM	1/26/2017 8:22:43 AM	Acknowledge
Gas Tank Level Low 2017-01-26 07:23.43.000	SP8	1/26/2017 7:23:43 AM	1/26/2017 7:32:13 AM	Acknowledged
Gas Tank Level Low 2017-01-26 07:34.13.000	SP8	1/26/2017 7:34:13 AM	1/26/2017 7:36:13 AM	Acknowledged
Engine Temperature High 2017-01-26 08:25.13.000	SP6	1/26/2017 8:25:13 AM	1/26/2017 8:25:43 AM	Acknowledged
Engine Temperature High 2017-01-26 08:28.13.000	SP6	1/26/2017 8:29:13 AM	1/26/2017 8:57:13 AM	Acknowledge

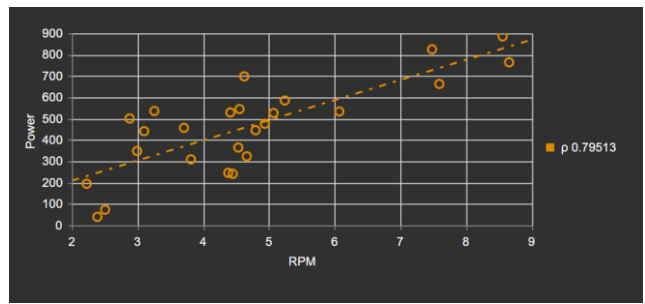
## Graphic Library



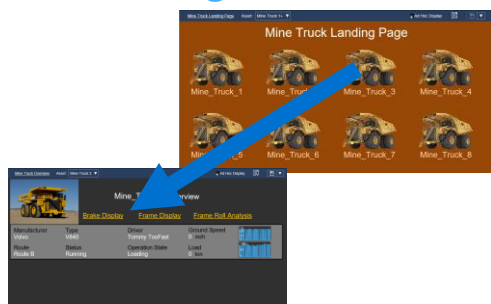
## Pinned Events

- ▼ Pinned
  - OSIsoft\_201581181621 (CLEANING) 8/11/2015 4:16:21 AM - 8/11/2015 6:46:49 AM
  - OSIsoft\_2015810231135 (CLEANING)
- Search Results
  - OSIsoft\_201581202855 (CLEANING)
  - OSIsoft\_2015810232451 (CLEANING)
  - OSIsoft\_20158519028 (CLEANING)
  - OSIsoft\_201585185135 (CLEANING)
  - OSIsoft\_20158531150 (CLEANING)
  - OSIsoft\_201584104839 (CLEANING)
  - OSIsoft\_201584103941 (CLEANING)

## Scatter Plot



## Drill-in Navigation



# 4

## Answering Enterprise Questions



# Answering enterprise questions

## Connectivity

Connectors



Embedded Connectors



Edge Historian



## Enterprise

Notifications



Event Frames



Developer Technologies



Archive



Asset Analytics



Health Tool



## Visualization

Vision



Manual Logger




Datalink



## Integration

BA



Esri



SAP



Microsoft



Enterprise wide Streaming Queries



## Cloud Services

Cloud Connect



Data Sharing




Display Sharing







## Questions customers want to answer



What is my overall production in each region over the last year? How does this change over time?

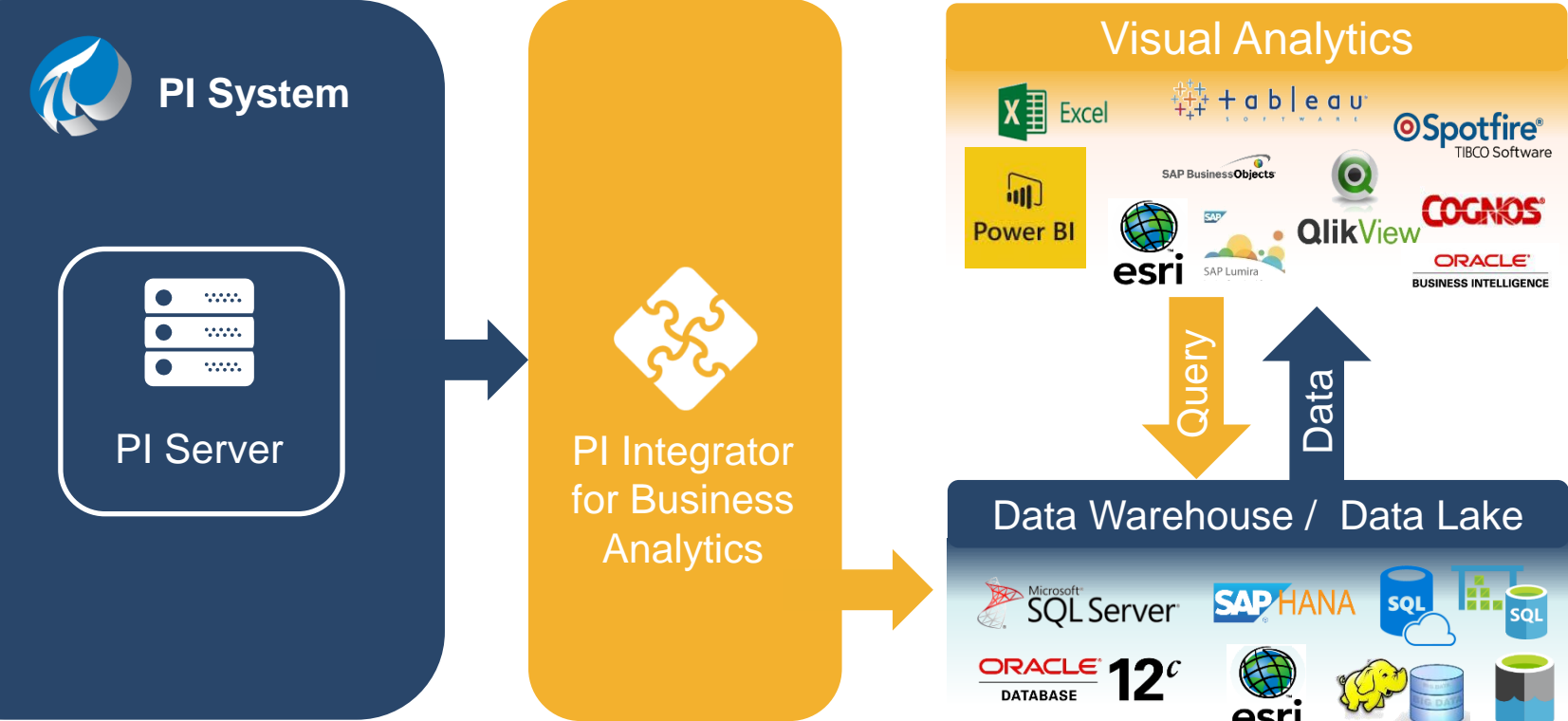


Did I produce within my compliance goals?  
When did I not comply?  
On which assets?

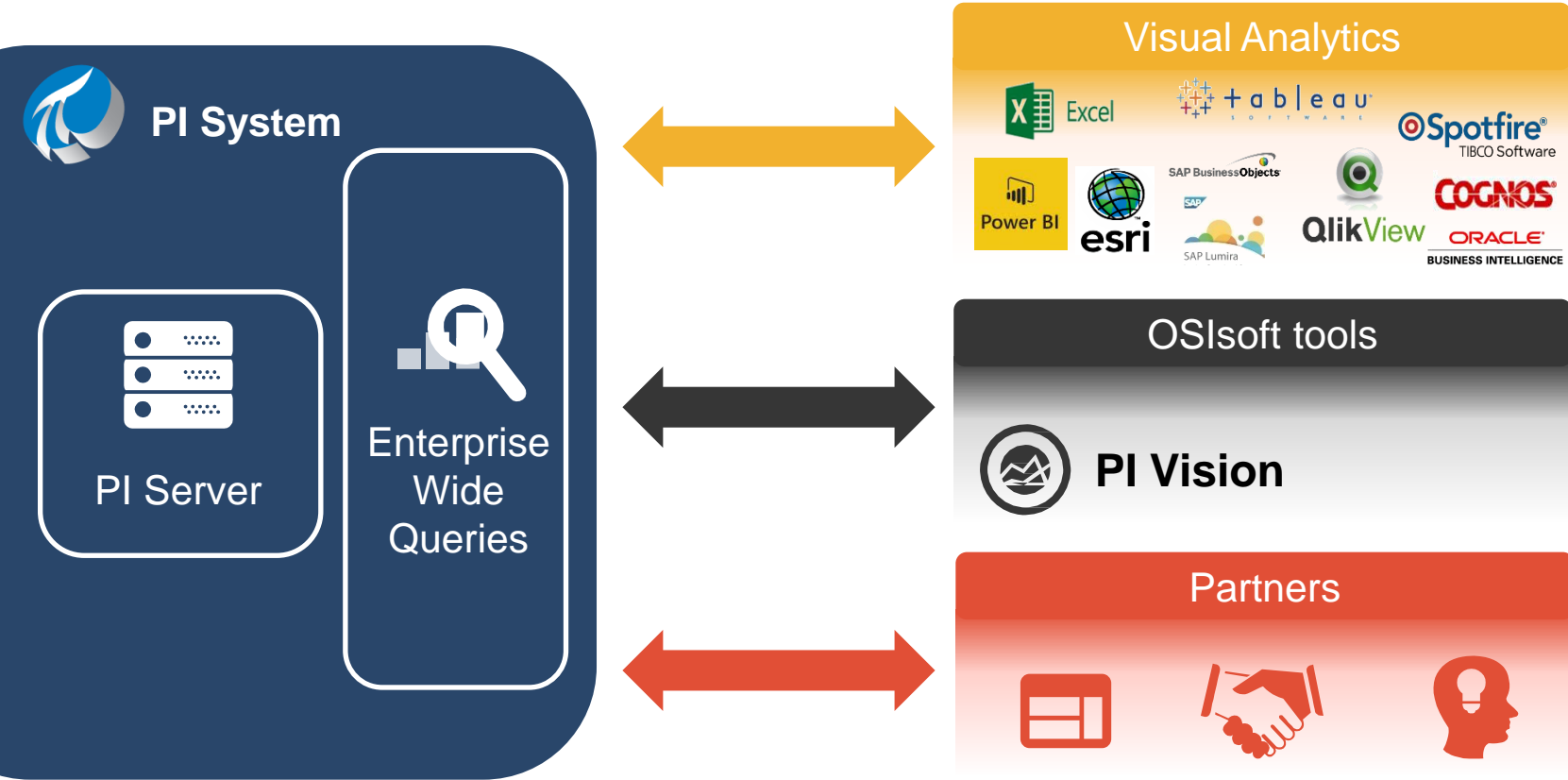


What assets are performing the best and worst? What factors are contributing to that performance? Which assets are most in need of maintenance?

# They do this today using PI + Integrators



# Direct Access from PI Vision, Partner Apps, and BI Tools



# Complimentary positioning

## Integrators

---

Blend operational data with business data for complex analyses

## Enterprise Wide queries

---

Native query surface for fleet wide questions

## APIs

---

Open APIs for custom built solutions needing to query PI

# 5

## Complementary Cloud Services

# Creating added value for our customers

## Connectivity

Connectors



Embedded Connectors



Edge Historian



## Enterprise

Notifications



Event Frames



Developer Technologies



Archive



Asset Analytics



Health Tool



## Visualization

Project Vision



Manual Logger

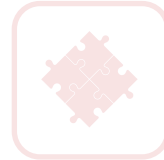


Datalink



## Integration

BA



SAP



Esri



Microsoft



Enterprise wide Streaming Queries



## Cloud Services

Cloud Connect



Data Sharing



Display Sharing



# Building an infrastructure approach

## Cloud Services Platform



Sign-up Services



Account Management

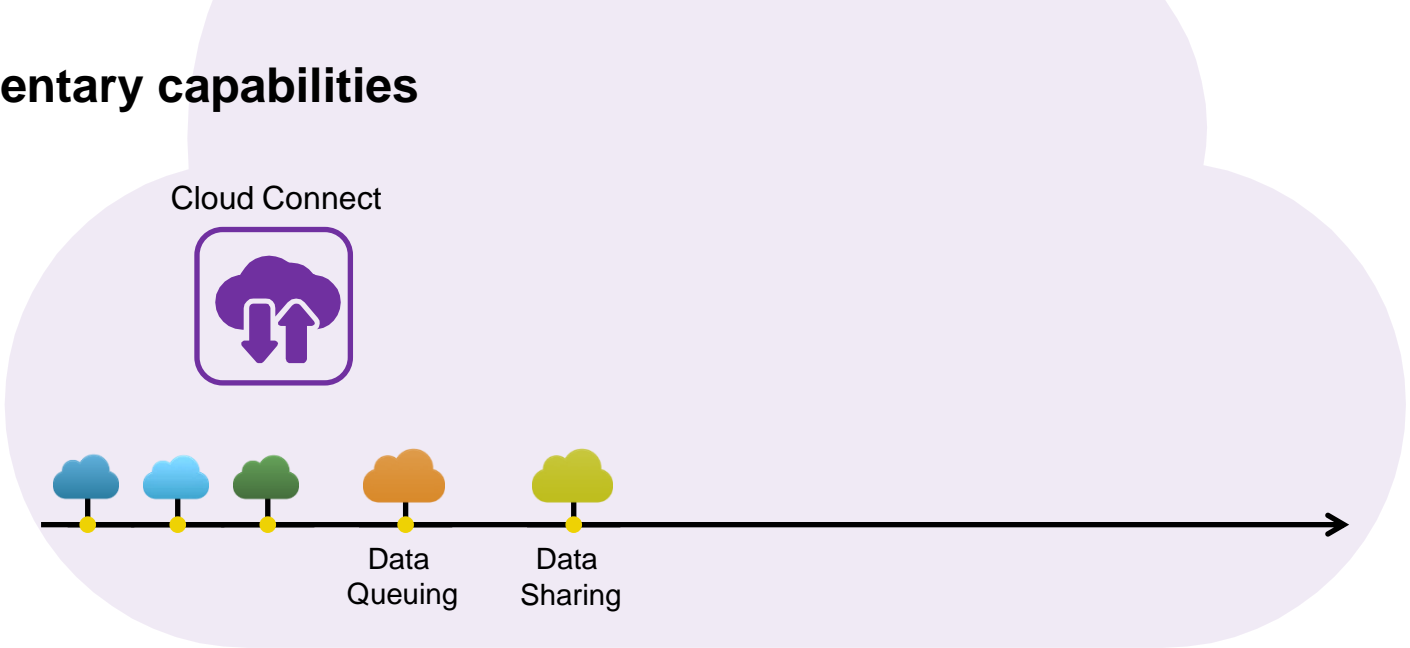


Logging & Telemetry

# Building complimentary capabilities

Commercial  
Cloud Services  
Offerings

Cloud Services  
Platform

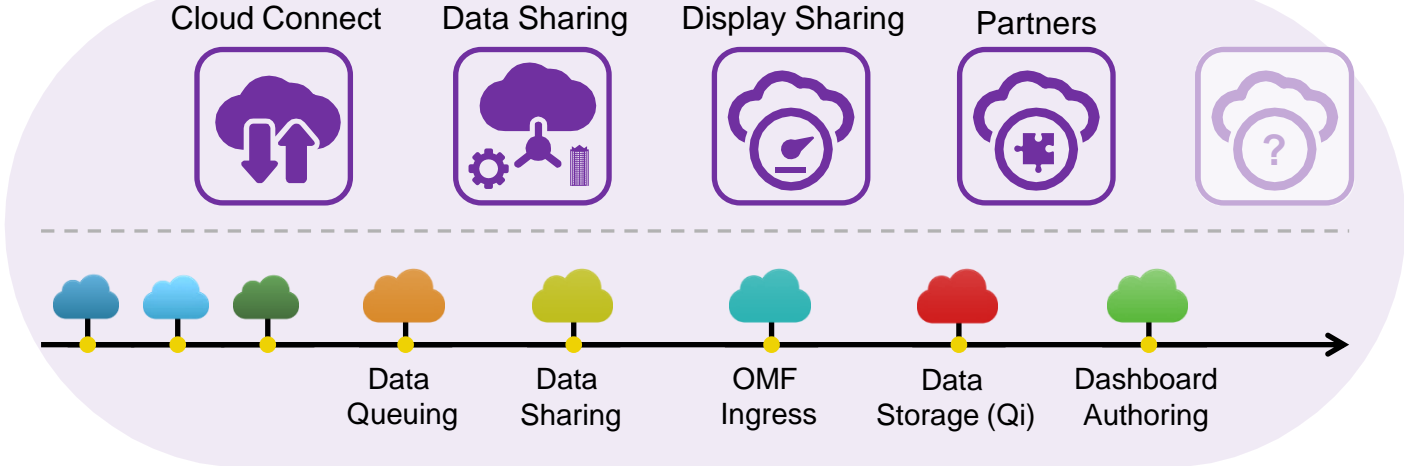




# Transforming platform services into commercial offerings

Commercial  
Cloud Services  
Offerings

Cloud Services  
Platform



# Building complimentary capabilities

Commercial  
Cloud Services  
Offerings

Cloud Connect



Data Sharing



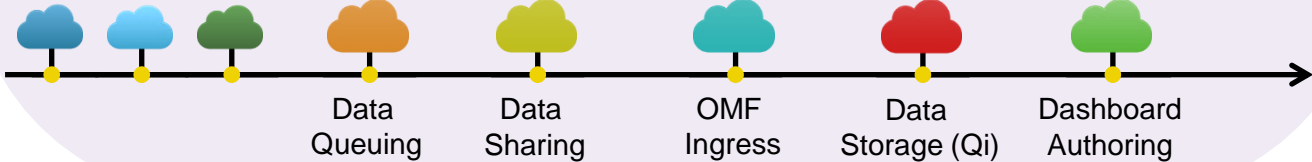
Display Sharing



Partners



Cloud Services  
Platform



On-premises  
capabilities



# Imagine the possibility of Communities



Government /  
Regulators



Service  
Providers



Other Industrial  
Enterprises




Utilities



Other Industrial  
Enterprises



Municipalities




Industrial Enterprise



Suppliers



Manufacturers



Plants



Mobile Assets



Plant Assets



Remote Assets

# Contact Information

**Sander Kim**

[sander@osisoft.com](mailto:sander@osisoft.com)

Director, Product Management  
& Product Marketing  
OSIsoft, LLC





**Have an idea how  
to improve our  
products?**

**OSIsoft wants to  
hear from you!**

<https://feedback.osisoft.com/>



## Questions

Please wait for the **microphone** before asking your questions



State your **name & company**

## Please remember to...

Complete the Online Survey for this session

Download the Conference App for OSISOFT USERS CONFERENCE 2017



- View the latest agenda and create your own
- Meet and connect with other attendees



HTML

search OSISOFT in the app store

<http://bit.ly/uc2017-app>

감사합니다

谢谢

Danke

Merci

Gracias

**Thank You**

ありがとう

Спасибо

Obrigado